



QUATTROCCHI KWOK
ARCHITECTS

HERITAGE HIGH SCHOOL NEW CLASSROOM BUILDINGS, INCREMENT 2 Bid Clarification 04

June 3rd, 2021

DSA File Number: 7-H4
DSA Application Number: 01-119268
PTN: 61721-77



Date: 06/03/2021

Owner:
Liberty Union High School District
20 Oak Street
Brentwood, CA 94513

Architect:
Quattrocchi Kwok Architects
636 Fifth Street
Santa Rosa, California 95404
P: 707.576.0829
F: 707.576.0295

Architect's Project No.: 1870.00

To: Prospective Bidders

The following changes, modifications and additions to Project Manual and Drawings described below are made a part thereof and are subject to all of the requirements thereof as if originally specified.

The Bidder must acknowledge receipt of the Bid Clarification in the space provided on the Bid Form; failure to do so may subject the Bidder to disqualification.

Table of Contents - Bid Clarification 04

This Bid Clarification consists of 7 pages and the attachments as listed below dated June 3, 2021.

Deleted Text is shown in ~~strikeout type~~.

Added Text is shown in ***bold italicized type***.

ATTACHMENTS:

Project Manual

None

Drawings: (24 inch by 36 inch)

BC 04 M-A2.1 BLDG A MECHANICAL PLAN
BC 04 M-B2.1 BLDG B 1ST FLOOR MECHANICAL PLAN
BC 04 P-A2.2 BLDG A ENLARGED WASTE & VENT PLANS
BC 04 P-A2.3 BLDG A ENLARGED WATER PLANS
BC 04 P-A4.1 BLDG A ROOF PLBG PLAN
BC 04 A-B5.2 BLDG-B EXTERIOR ELEVATIONS
BC 04 A-B6.7 STAIR/ELEVATOR PLANS
BC 04 A-8.1 DOOR & WINDOW SCHEDULE
BC 04 A-9.7 DETAILS

BC Drawings (8.5 inch by 11 inch & 11 inch by 17 inch):

BC04.01 SHARED OFFICE INTERIOR ELEVATION
BC04.02 EXTERIOR ELEVATION LEGEND

Project Record

None

End of Table of Contents

A. CHANGES TO PREVIOUS BID CLARIFICATIONS

Item No. 4. 01

Correction to Answer to Bidder's Questions, Bid Clarification 03 (BC 03) Item No. 3.19:

A: Refer to the changes to the specifications. Refer to glazing spec section 08 8000, ~~no fire-rated glazing~~ *there is fire rated glazing at rated walls, see Door A101C at room "SHARED OFFICE" A101-A.*

B. CHANGES TO THE BIDDING AND CONTRACT REQUIREMENTS

None

C. CHANGES/ ADDITIONS TO THE SPECIFICATIONS

Item No. 4. 02

Revision to Specification 10 4400 FIRE PROTECTION SPECIALTIES as follows:

2.03 FIRE EXTINGUISHERS

A. Fire Extinguishers - General: Comply with product requirements of NFPA 10 and applicable codes, whichever is more stringent.

1. Provide extinguishers labeled by UL (DIR) or FM (AG) for purpose specified and as indicated.
2. Attach manufacturer's standard metal foil label to cylinder, with printing and graphics indicating information and instructions required by local authorities having jurisdiction. Include current certification tag.

B. Multipurpose Dry Chemical Type Fire Extinguishers: Carbon steel tank, with pressure gauge.

1. Class: A:B:C type.
2. ~~Size and classification as scheduled~~ **Size: 2.5 pound (1.13 kg).**
3. Finish: Baked polyester powder coat, red color.

C. Dry Chemical Type Fire Extinguishers: Stainless steel tank, with pressure gauge.

1. Class: K type.
2. ~~Size and classification as scheduled~~ **Size: 1.6 gallons (6 L).**
3. Finish: Polished stainless steel.
4. Temperature range: Minus 20 degrees F (Minus 29 degrees C) to 120 degrees F (49degrees C).

Item No. 4. 03

Remove the following section from the Project Manual and revise Table of Contents accordingly:
~~Section 01 3200 CONSTRUCTION PROGRESS SCHEDULE~~

Item No. 4. 04

GENERAL CONDITIONS

Revise Article 8.1.4.2 Inclement Weather (rain Days) as follows:

No less than 22 calendar days for each calendar year for ~~Southern~~ *Northern* California will be allotted for the Contractor's schedule, *inclement weather/rain days are to be allocated monthly as*

indicated within this section. for each winter weather period or carried at the end of the schedule as Rain Float.

The 22 calendar days for each calendar year for inclement weather that are to be included within the Contractor's schedule are to be allocated monthly as indicated below:

<i>January</i>	<i>5 inclement weather/rain days</i>
<i>February</i>	<i>4 inclement weather/rain days</i>
<i>March</i>	<i>3 inclement weather/rain days</i>
<i>April</i>	<i>2 inclement weather/rain days</i>
<i>May thru September</i>	<i>0 inclement weather/rain days</i>
<i>October</i>	<i>1 inclement weather/rain days</i>
<i>November</i>	<i>3 inclement weather/rain days</i>
<i>December</i>	<i>4 inclement weather/rain days</i>

Item No. 4.05

GENERAL CONDITIONS:

Revise Article 8.3.2.2 District Review and Approval as follows:

District, Architect and CM will review both a paper and electronic copy of Baseline Schedule and may provide comments as noted in this Article and either approve or disapprove the Baseline Schedule. All Schedule shall be prepared using an electronic scheduling program acceptable to District *Primavera P6*. All Schedule shall be delivered in *both PDF format and Primavera P6 (.xer) format* an electronic format useable by the District. All logic ties and electronic information shall be included in the electronic copy of the Baseline Schedule that is delivered to the District.

Item No. 4.06

GENERAL CONDITIONS:

Revise Article 8.3.3.2 Schedule Updates as follows:

Contractor shall update the approved Schedule each month to address actual start dates and durations, the percent complete on activities, actual completion dates, estimated remaining duration for the Work in Progress, estimated start dates for Work schedule to start at future times and changes in duration of Work items. *Any and all revisions, beyond what is mentioned above, made to the Schedule in an Update need to be individually noted and explained in a narrative submitted with the Schedule Update.*

Item No. 4.07

Remove the following sections from the Project Manual. Revise table of contents accordingly:

- ~~10 2233 ACCORDION FOLDING PARTITIONS~~
- ~~10 2239 FOLDING PANEL PARTITIONS~~

D. CHANGES/ ADDITIONS TO THE DRAWINGS

Item No. 4.08

The following drawings dated June 3, 2021 denoted **Bid Clarification 04** supersede and replace previous drawings with the same titles:

BC 04 M-A2.1 BLDG A MECHANICAL PLAN
BC 04 M-B2.1 BLDG B 1ST FLOOR MECHANICAL PLAN
BC 04 P-A2.2 BLDG A ENLARGED WASTE & VENT PLANS
BC 04 P-A2.3 BLDG A ENLARGED WATER PLANS
BC 04 P-A4.1 BLDG A ROOF PLBG PLAN
BC 04 A-B5.2 BLDG-B EXTERIOR ELEVATIONS
BC 04 A-B6.7 STAIR/ELEVATOR PLANS
BC 04 A-8.1 DOOR & WINDOW SCHEDULE
BC 04 A-9.7 DETAILS

Item No. 4.09

Sheet A-A7.3 BLDG-A INTERIOR ELEVATIONS

Replace SHARED OFFICE - SOUTH with the attached BC 04.1 SHARED OFFICE INT ELEV. Upper cabinets were added.

Item No. 4.10

All Exterior Elevation Sheets - Exterior Elevation Legend:

Replace all Exterior Elevation Legends with the attached BC 04.2 EXT ELEV CP3. A third color of exterior cement plaster was added.

E. BIDDERS QUESTIONS

Item No. 4.11

Q: I am working on a bid for this project and had a question about the fire extinguishers. The specs do not indicate a size for the fire extinguishers, what size would they need to be?

A: See changes to specifications

Item No. 4.12

Q: PSI is unable to find either the operable partition or the accordion door that is in the specifications on the plans. Where are we overlooking them on the plans?

A: See changes to specifications

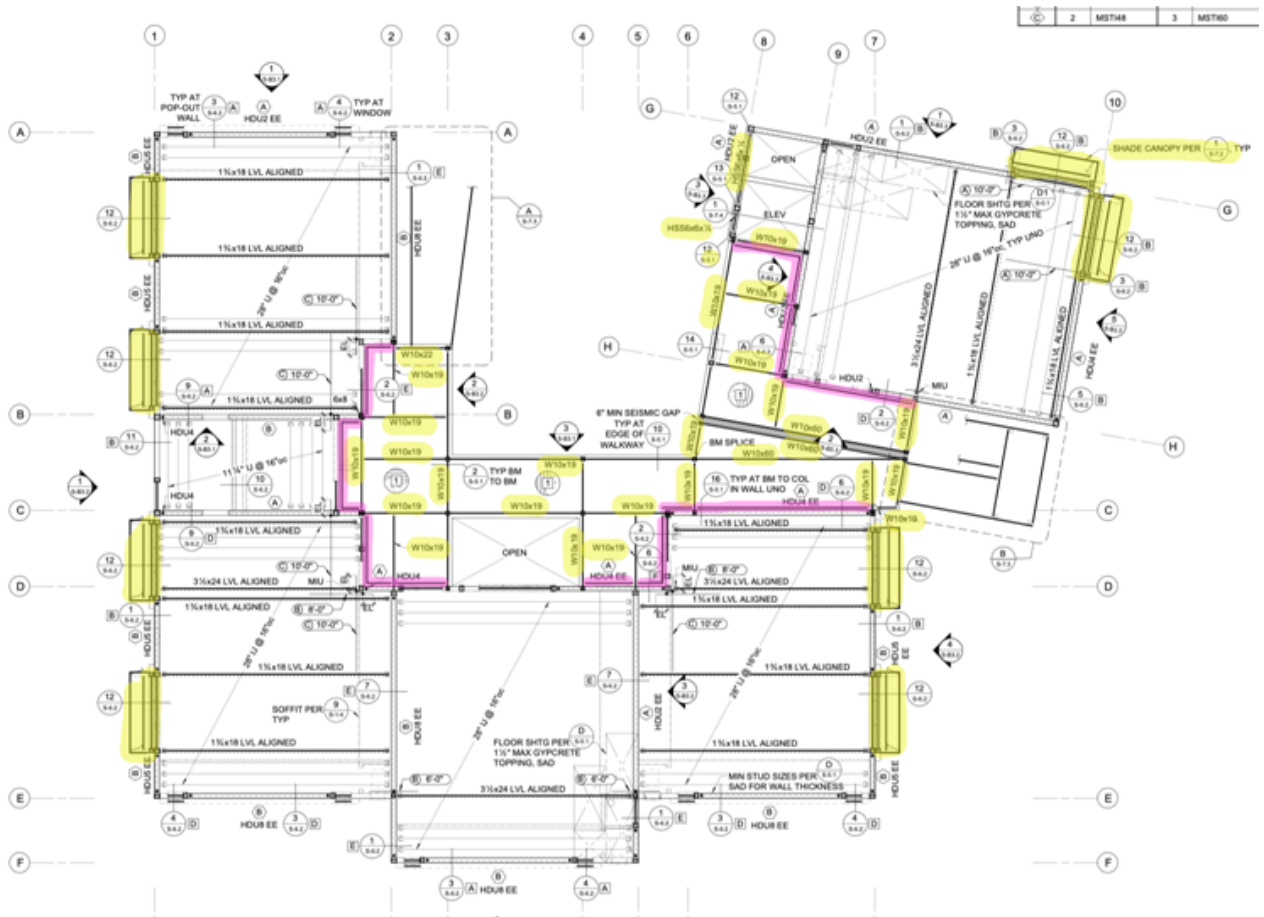
Item No. 4.13

Q: (RFI#16): Plumbing plan sheet P-A2.3 clearly shows DCW piping and fittings of varying sizes serving the island sink faucets. Specifications 22 00 00/2.02-D-2 describes all under slab DCW piping to be type K soft annealed copper tubing with no fittings. Please clarify this contradiction.

A: . See changes to mechanical and plumbing drawings attached. The teachers island sink will be the only DCW BG piping without fittings.

Item No. 4. 14

Q: (RFI#22): Attached is a highlighted section of S-B2.2 showing the second floor framing. We would like to clarify if our (pink) highlighted lines are going to be MC10x22 channels as depicted in details 2,6/S-6.2. Not all channels are called out and we would like to confirm these MC channels before providing them in our estimate. Also, the channel connection at grid lines C and 7 is denoted as a moment connection. Can we confirm that this is indeed a moment (full penetration weld) at the channel to W10x19 beam? We understand that a moment is needed on the other (right) side for the outrigger support for the switchback stair.



A: The highlights are correct. The channels are called out in detail 2/S-6.1, a plan note was added to clarify. The moment connection should only be for the W10, not the channel.

Item No. 4. 15

Q: The spec is calling out for 2 different ceiling tiles. The RCP drawings show 2x4 tile but does not show the finish type. Cortega 769 in 12x24 (This tile only comes in 24x48) and USG Eclipse 2x2. Please advise as to what ceiling type/finish should be figured.

A: All suspended acoustic tile (ACT) ceilings to be 2'x4'.

Item No. 4. 16

Q: Looks like our dealer put in a RFI for fabric clarification. However the RFI response came back with 3000 series a 1-2% open product that we recently discontinued. A good replacement for this is Thermoveil 1700 or SoHo 1100 both 1% open.

A: Refer to BC 03, it was recommended to use 3% open.

Item No. 4. 17

Q: (RFI #12): Frames 1, 2, 3 & 4 are listed as HM frames in elevation but called as aluminum in several locations on door schedule. Please clarify.

A: Refer to attached drawing, A-8.1.

Item No. 4. 18

Q: (RFI#13): Doors B108A, B109A, B110A, B201A, B202A & B203A are listed as aluminum doors in HM frames. This is not typical, please clarify if this is true.

A: Refer to attached drawing, A-8.1.

Item No. 4. 19

Q: (RFI #14): Door type D are shown as a half-lite door, that is not typically available in aluminum storefront door. Please clarify.

A: Refer to attached drawing, A-8.1.

Item No. 4. 20

Q: (RFI#15): Door type A is shown as flush, while available in an aluminum it is not common. Please clarify.

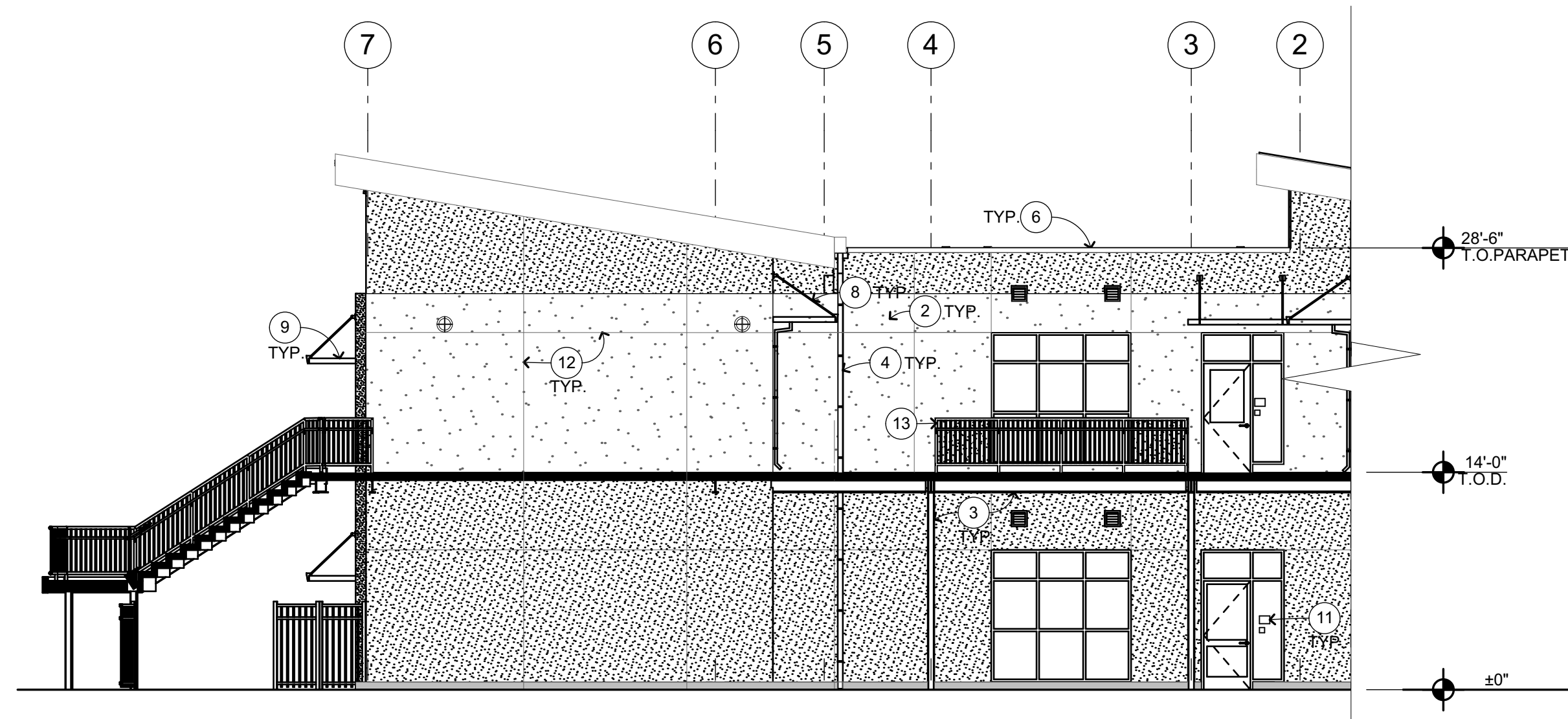
A: Refer to attached drawing, A-8.1.

Item No. 4. 21

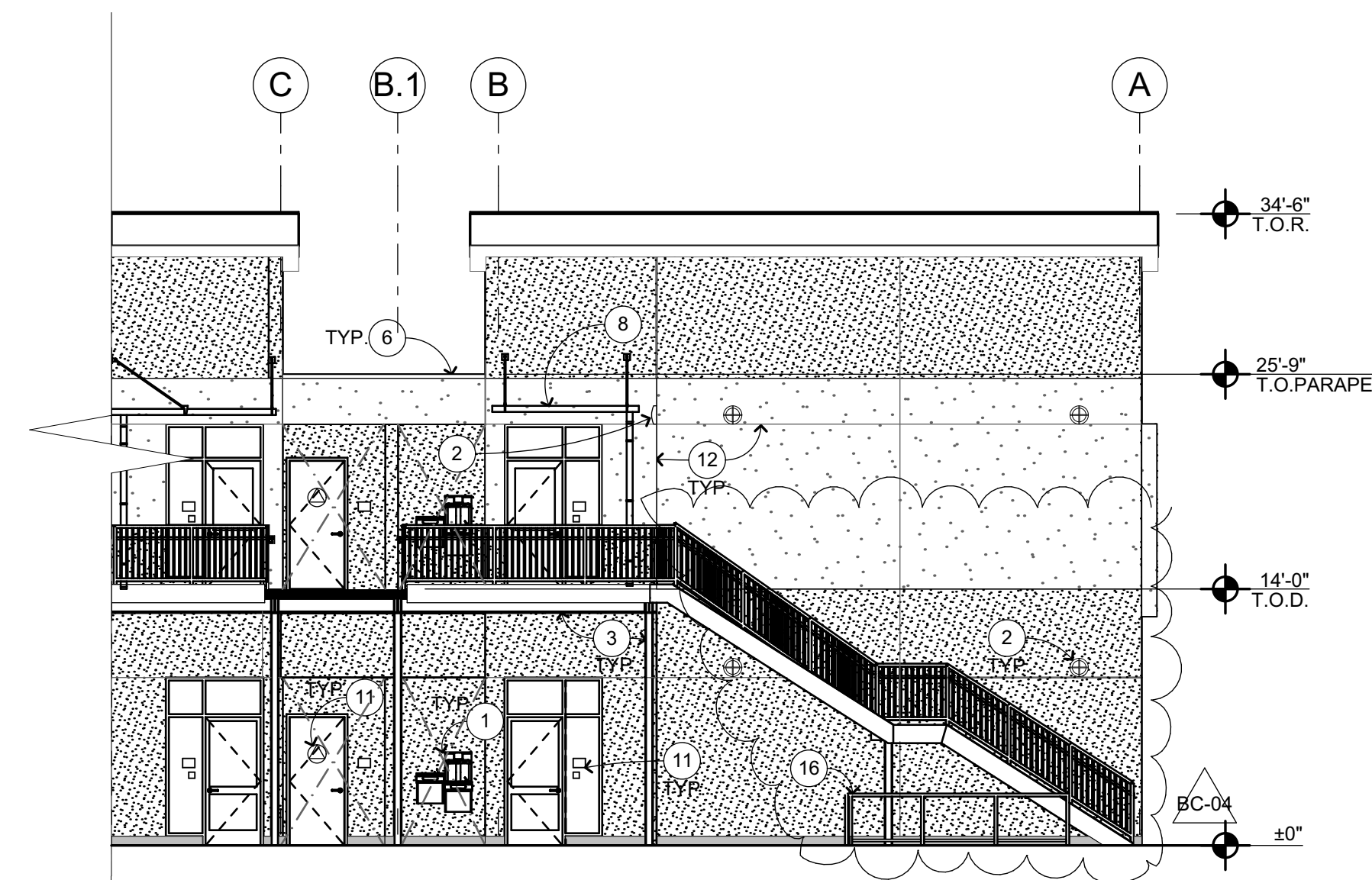
Q: (RFI#18): Windows W01, W02, W03 listed as storefronts with single glass. Doors type A & D, Windows 2, 3, 4 listed as Hollow Metal (Details on page A-9.6 are aluminum with insulated glass). Please clarify.

A: Refer to attached drawing A-8.1.

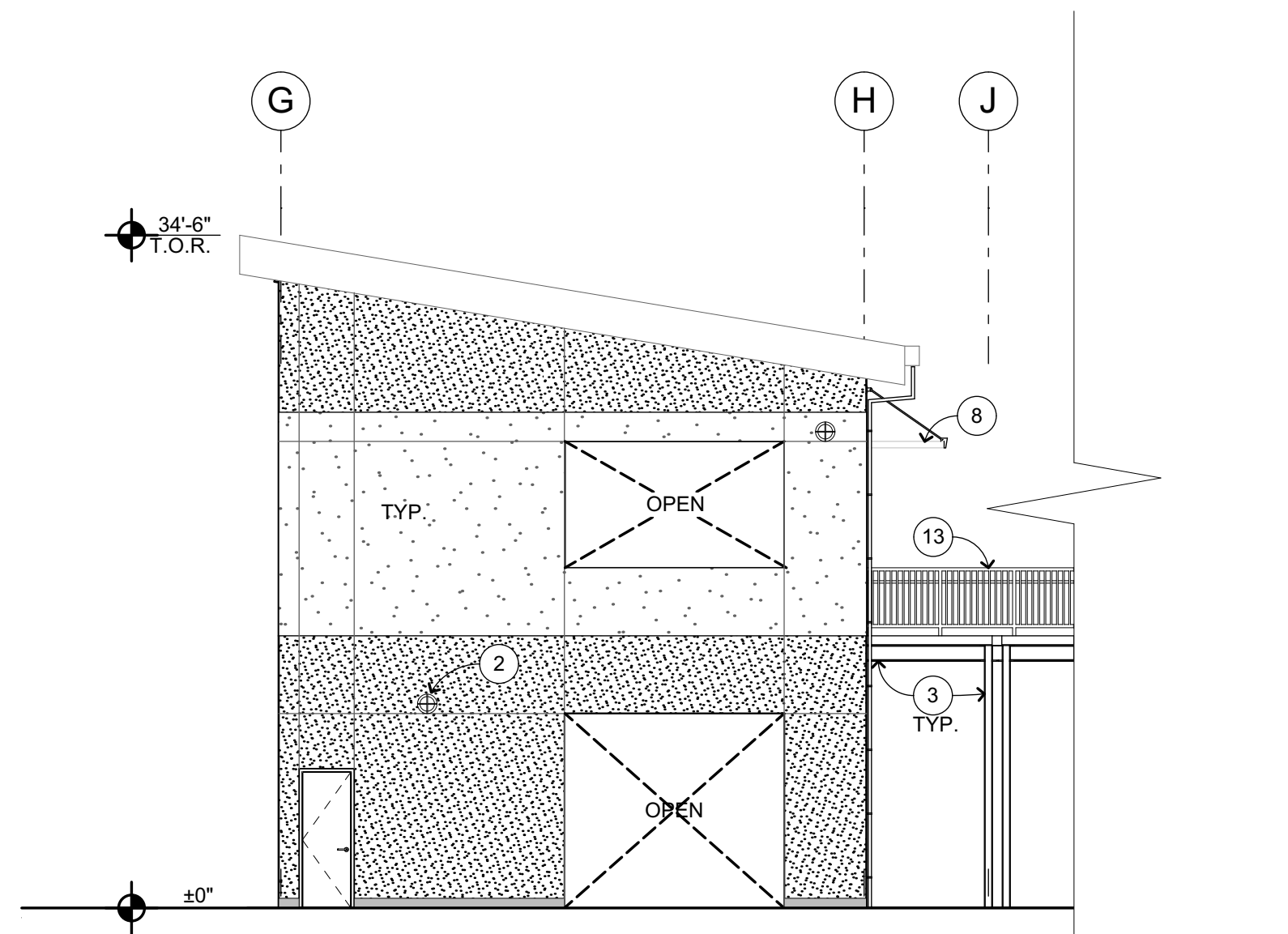
END OF BID CLARIFICATION



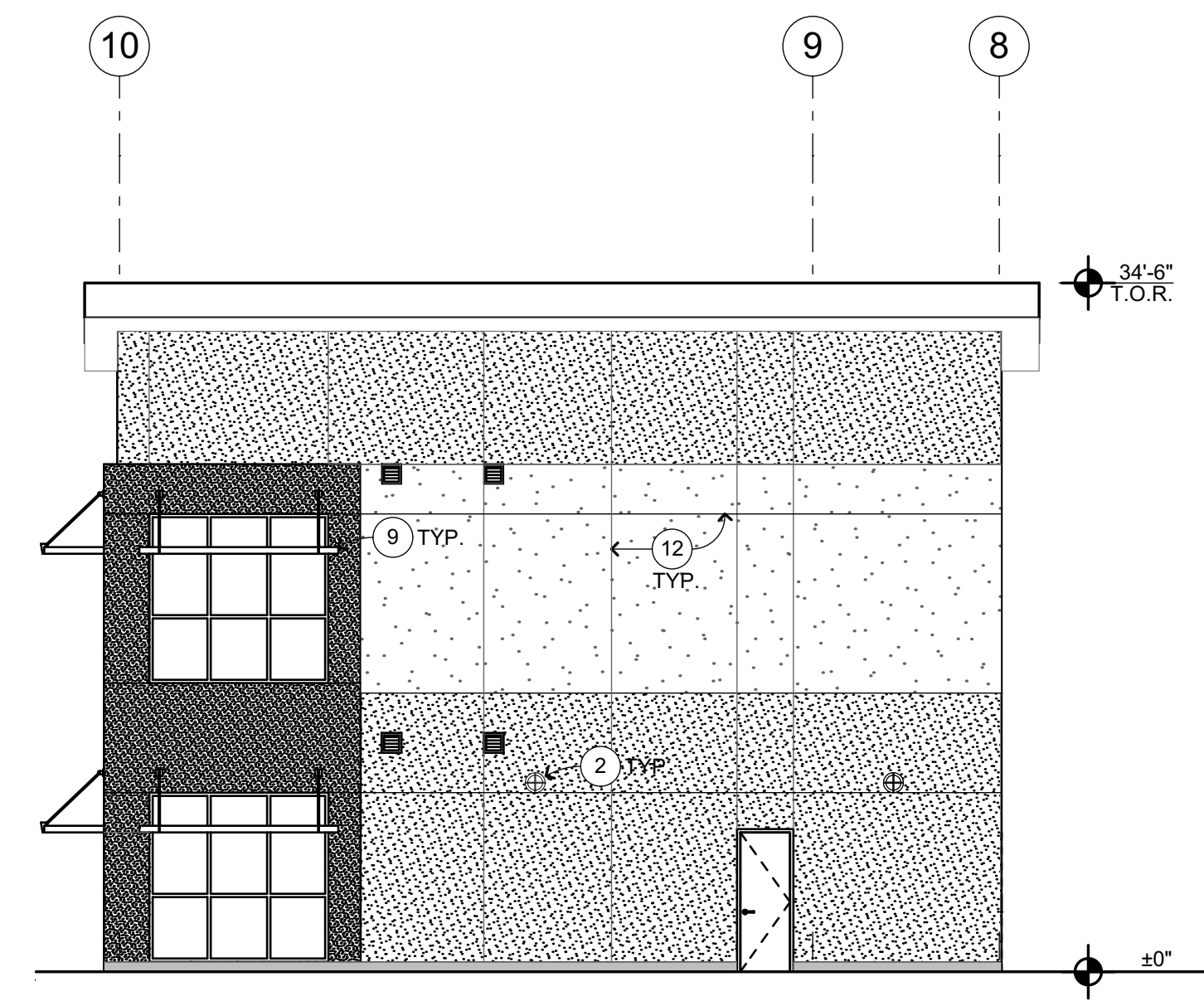
COURTYARD SOUTH ELEVATION 1
1/8" = 1'-0"



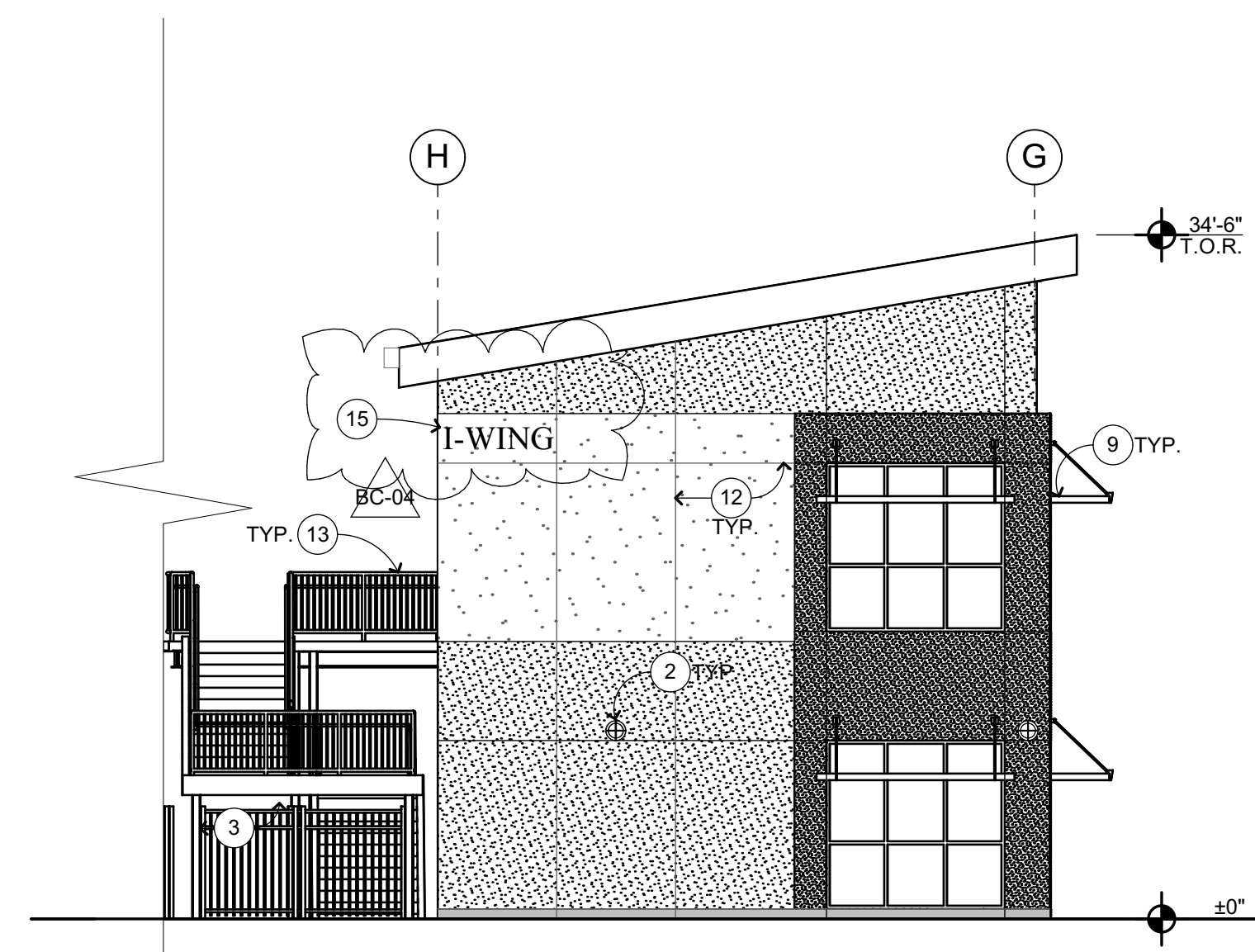
COURTYARD WEST ELEVATION 2
1/8" = 1'-0"



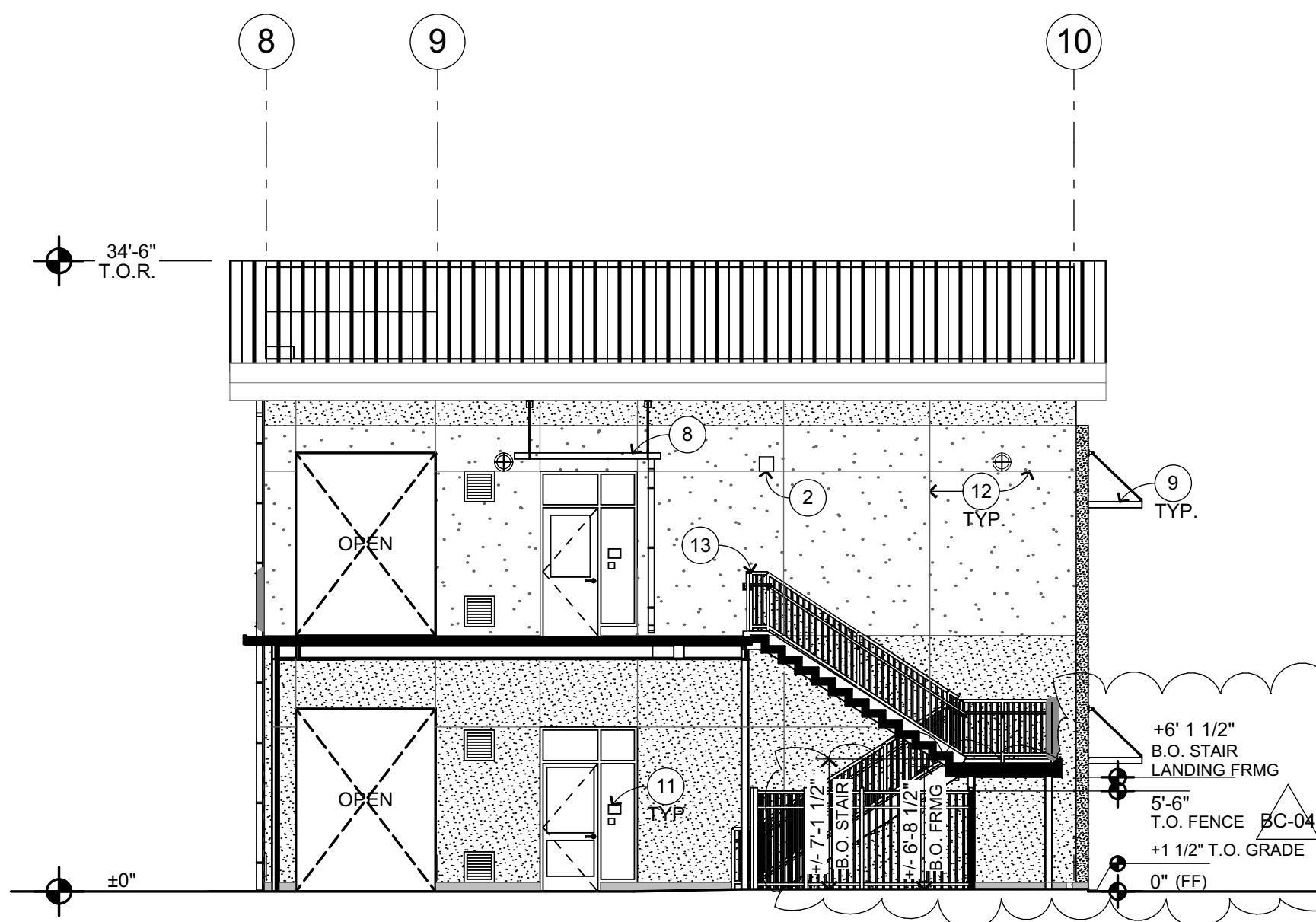
WEST ELEVATION 3
1/8" = 1'-0"



NORTH ELEVATION 4
1/8" = 1'-0"



EAST ELEVATION 5
1/8" = 1'-0"



SOUTH ELEVATION 6
1/8" = 1'-0"

EXTERIOR ELEVATION KEYNOTES

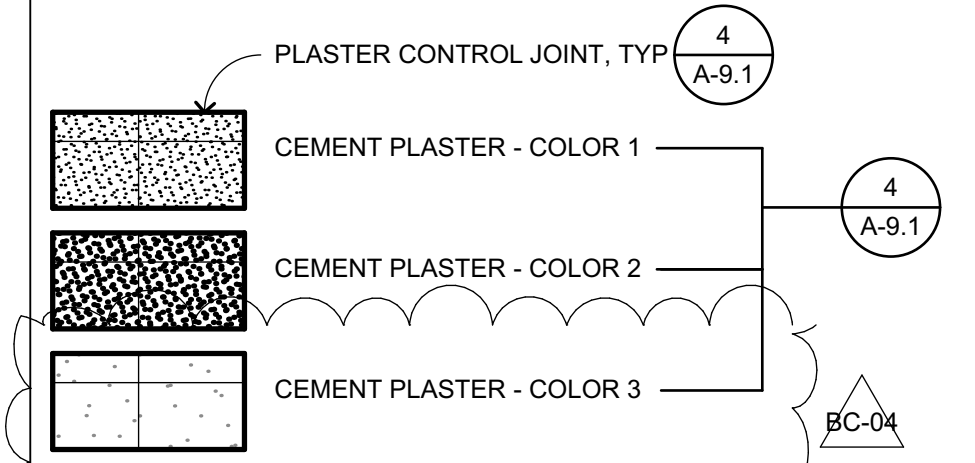
NOT ALL KEYNOTES MAY APPLY TO THIS SHEET

- 1 PLUMBING/ MECH. ITEM / FIXTURE, S.P.D.
- 2 ELECTRICAL ITEM, S.E.D.
- 3 STRUCTURAL ITEM, S.S.D.
- 4 RAIN WATER LEADER, SEE FLOOR PLAN
- 5 ROOF DRAIN OVERFLOW, SEE FLOOR PLAN
- 6 ROOF COPING AT PARAPET, SEE ROOF PLAN
- 7 PREFORMED METAL ROOF, SEE ROOF PLAN
- 8 RAIN CANOPY, SEE RCP
- 9 SUNSHADE CANOPY, SEE RCP
- 10 STOREFRONT, SEE FLOOR PLAN
- 11 SIGNAGE, S.A.G.D.
- 12 CONTROL & EXPANSION JOINTS, TYP
- 13 GUARD RAIL AT EXTERIOR WALKWAY, SEE 4 A-9.7
- 14 LOUVER, SEE DTLS 7 A-9.5, 11 A-9.5, 12 A-9.5
- 15 BUILDING ID SIGN "I-WING" TO MATCH (E) CAMPUS
- 16 GUARD RAIL WITH CANE DETECTION, SEE DETAIL 18 A-9.7 BC-04

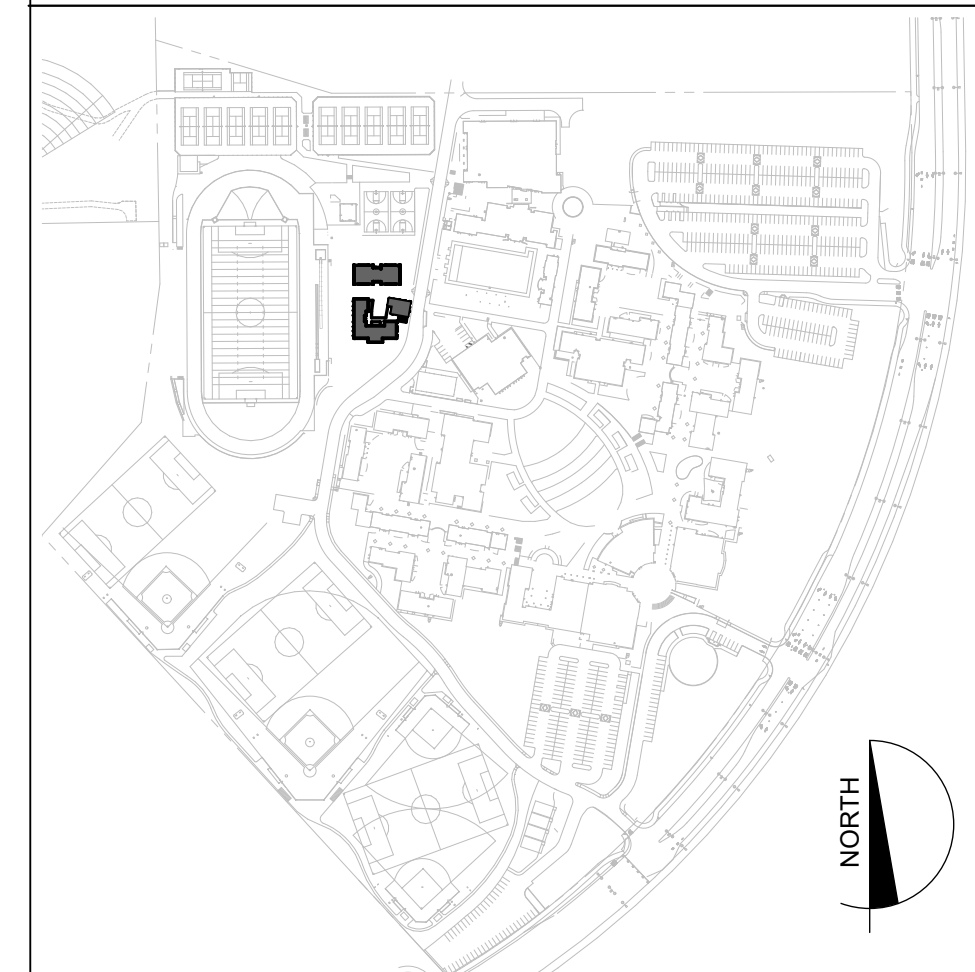
EXTERIOR ELEVATION GENERAL NOTES

- 1. NOTES AND SYMBOLS ARE TO APPLY AT ALL AREAS OF SIMILAR GRAPHIC REPRESENTATION. SUCH INDICATIONS MAY BE LIMITED TO PROMOTE CLARITY OR AVOID REDUNDANCY. NO LIMITATION OF APPLICATION SHALL BE CONSTRUED WITHOUT SPECIFIC NOTATION.
- 2. ALL PENETRATIONS THROUGH EXTERIOR ROOF AND WALLS, AND FLOORS SHALL BE FLASHED AND SEALED WEATHER TIGHT. ALL PENETRATIONS THROUGH THE BUILDING INSULATION ENVELOPE SHALL BE PACKED WITH INSULATION.
- 3. PROVIDE OPENING FLASHINGS AT ALL WINDOWS, DOORS, LOUVERS AND SIMILAR WALL OPENINGS PER 10 A-9.5
- 4. PROVIDE CEMENT PLASTER CONTROL JOINTS AS INDICATED AND AS FOLLOWS: PROVIDE CONTROL JOINTS SO THAT THE MAXIMUM DISTANCE BETWEEN JOINTS, VERTICALLY OR HORIZONTALLY DOES NOT EXCEED 12'-0". ALL CEMENT PLASTER "PANELS" SHALL BE DEFINED BY FOUR STRAIGHT AND UNINTERRUPTED EDGES; PROVIDE JOINTS AS REQUIRED TO AVOID INSIDE CORNERS IN ANY INDIVIDUAL PANEL.
- 5. REFER TO MECHANICAL DRAWINGS FOR REGISTERS AND VENTS NOT OTHERWISE SHOWN.
- 6. REFER TO ELECTRICAL DRAWINGS FOR HORNS, SPEAKERS, PULL STATIONS AND OTHER FEATURES NOT OTHERWISE SHOWN.


EXTERIOR ELEVATION LEGEND



KEYPLAN



QUATTROCCHI KWOK ARCHITECTS
Main: 636 Fifth Street, Santa Rosa, CA 95404
East Bay: 55 Harrison Street, Suite 525, Oakland, CA 94607 (707) 576-0829



SIGNED: JUNE 3, 2021

HERITAGE HIGH SCHOOL

NEW CLASSROOM BUILDINGS INCREMENT 2 OF 2

101 AMERICAN AVENUE, BRENTWOOD, CA 94513

LIBERTY UNION HIGH SCHOOL DISTRICT

BC-04	6/3/21	BID CLARIFICATION

DSA APP NO. 01-119268

ARCH PROJECT NO. 1870.00

DRAWN BY:

DRAWING SCALE:

PTN: 61721-77 FILE NO: 7-H4

BID SET

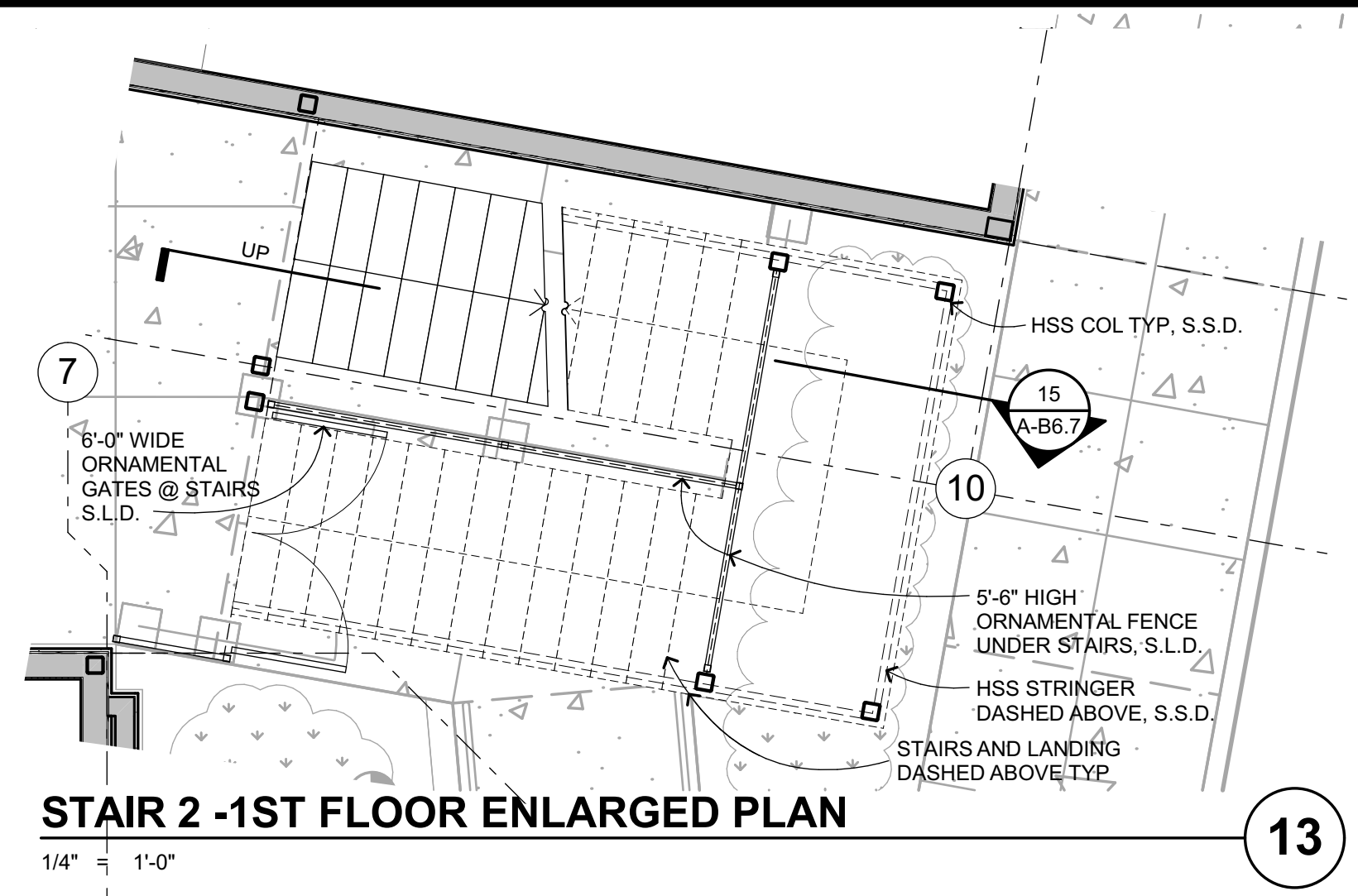
MAY 10, 2021

SHEET TITLE

BLDG-B EXTERIOR ELEVATIONS

SHEET NUMBER BC-04

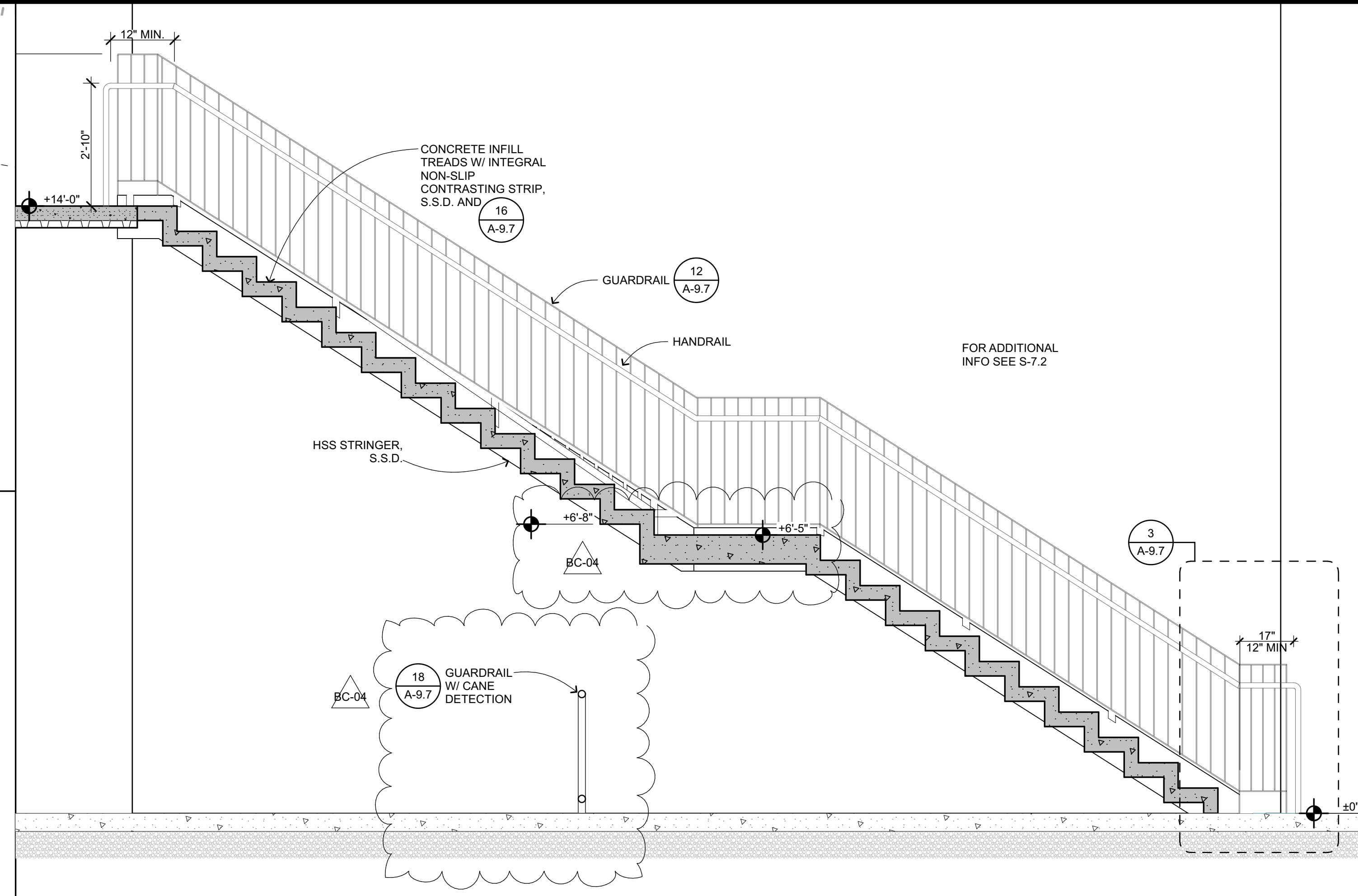
A-B5.2



STAIR 2 - 1ST FLOOR ENLARGED PLAN

1/4" = 1'-0"

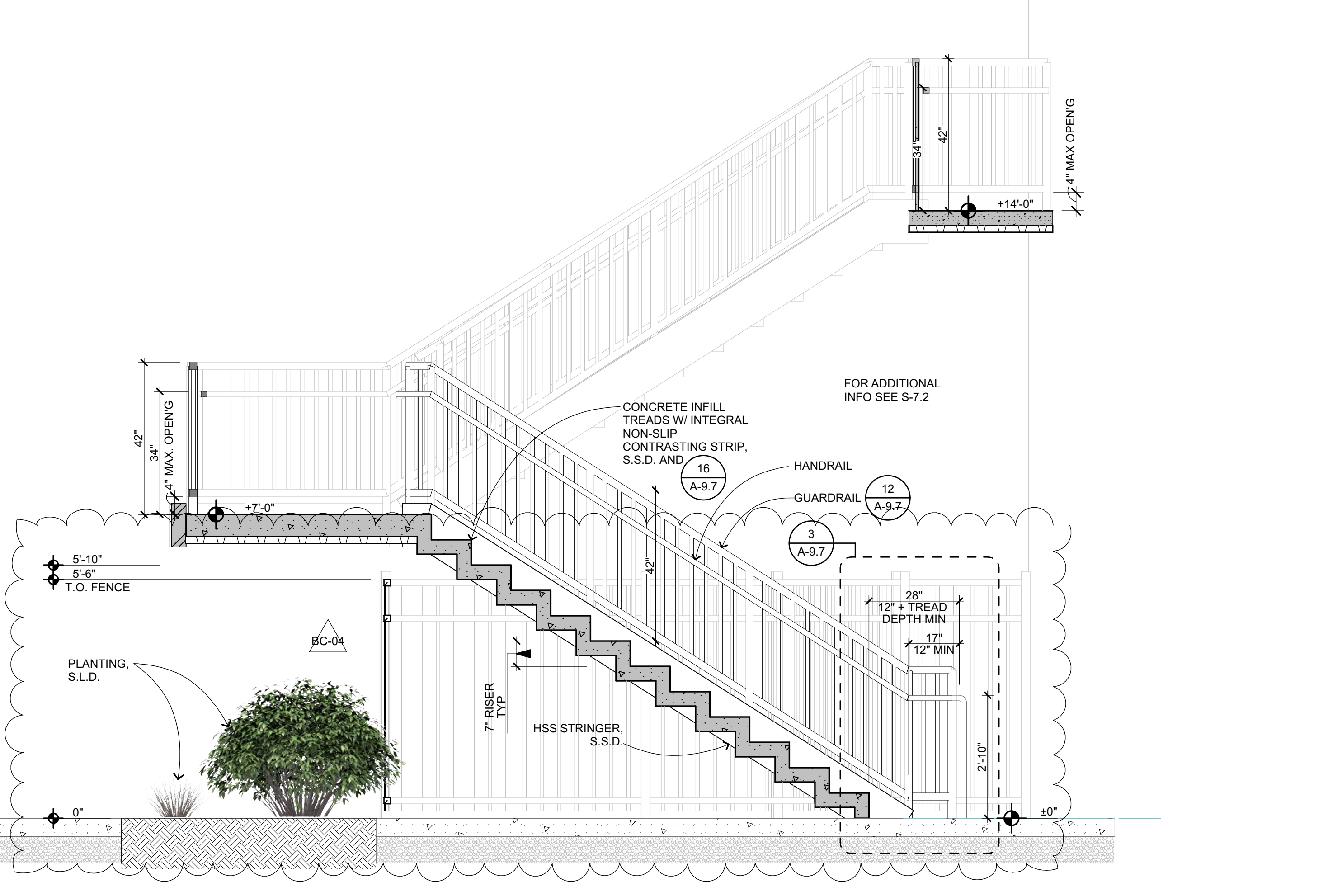
13



STAIR 1 - SECTION

1/2" = 1'-0"

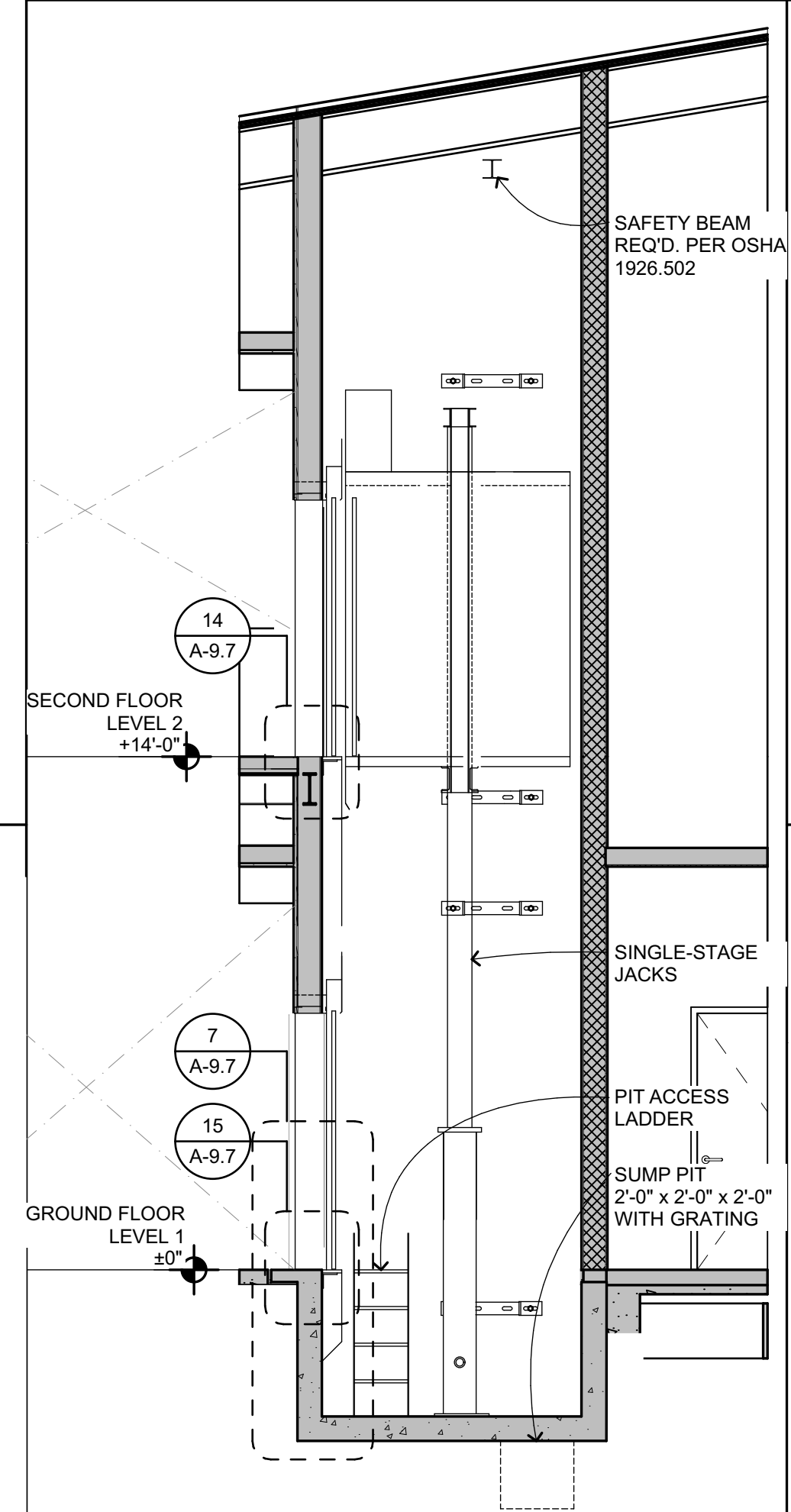
2



STAIR 2 - SECTION

1/2" = 1'-0"

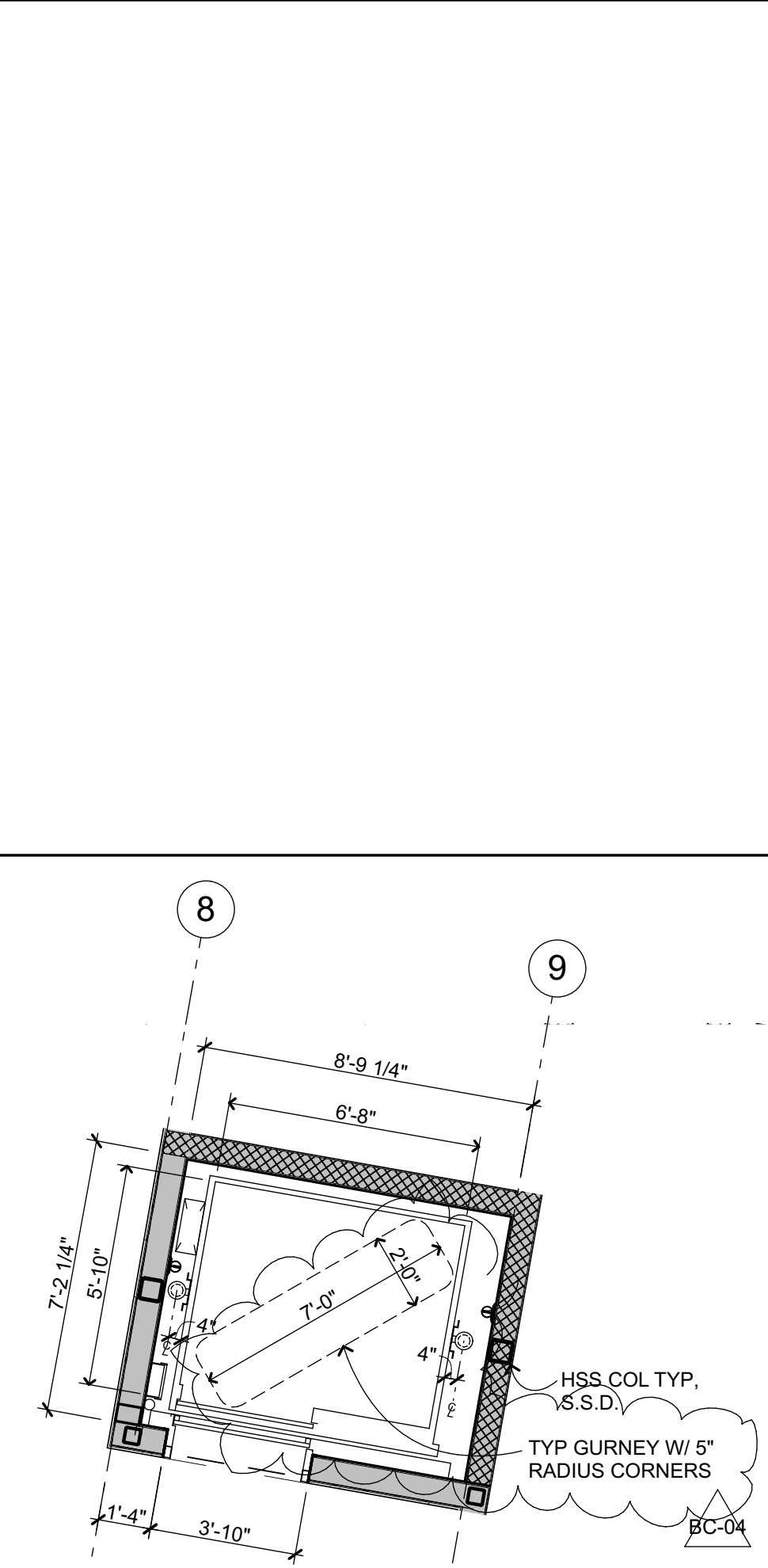
15



ELEVATION SECTION

1/4" = 1'-0"

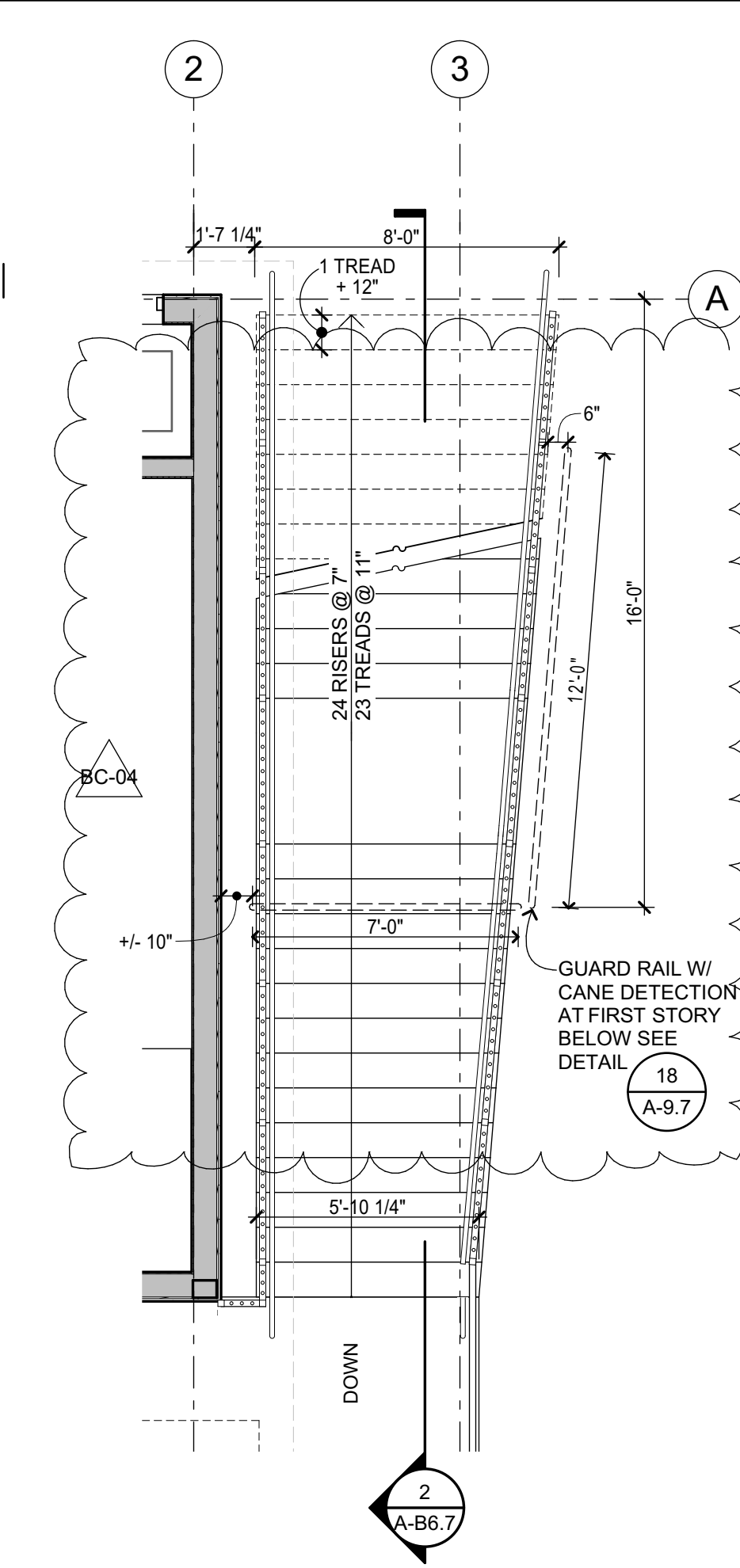
12



ENLARGED ELEVATOR PLAN

1/4" = 1'-0"

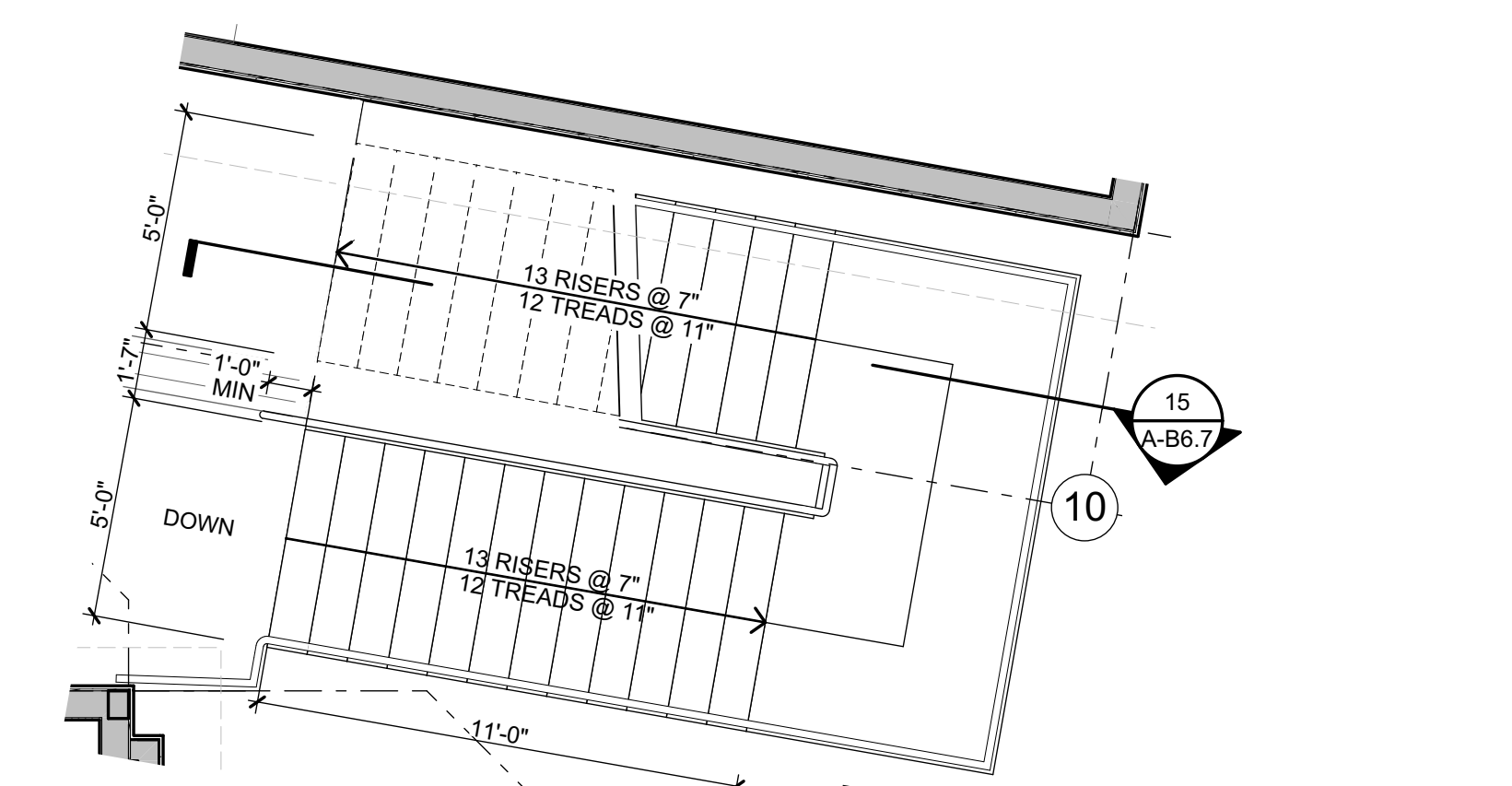
8



STAIR 1 - ENLARGED PLAN

1/4" = 1'-0"

4



STAIR 2 - ENLARGED PLAN

1/4" = 1'-0"

16

QUATTROCCHI KWOK ARCHITECTS
 Main: 636 Fifth Street, Santa Rosa, CA 95404
 East Bay: 55 Harrison Street, Suite 525, Oakland, CA 94607 (707) 576-0929
 LICENSED ARCHITECT
 JIM THEISS
 LICENSE # C22643
 EXP. JUNE 30, 2021
 STATE OF CALIFORNIA
 SIGNED: JUNE 3, 2021

HERITAGE HIGH SCHOOL

NEW CLASSROOM BUILDINGS
 INCREMENT 2 OF 2
 101 AMERICAN AVENUE, BRENTWOOD, CA 94513

LIBERTY UNION HIGH SCHOOL DISTRICT

BC-04	6/3/21	BID CLARIFICATION

DSA APP NO. 01-119268
 ARCH PROJECT NO. 1870.00
 DRAWN BY: WW
 DRAWING SCALE: 1/8" = 1'-0"
 PTN: 61721-77 FILE NO: 7-H4

BID SET
 MAY 10, 2021
 SHEET TITLE

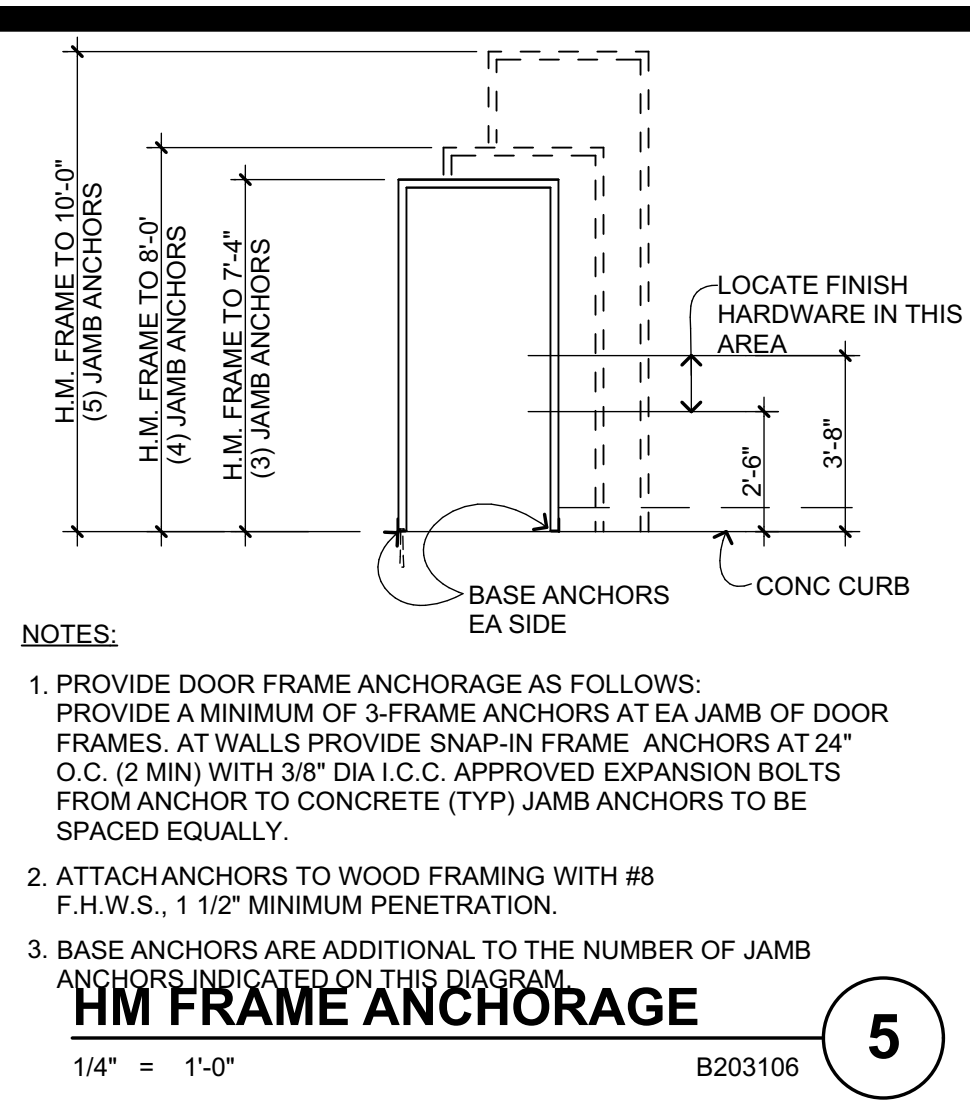
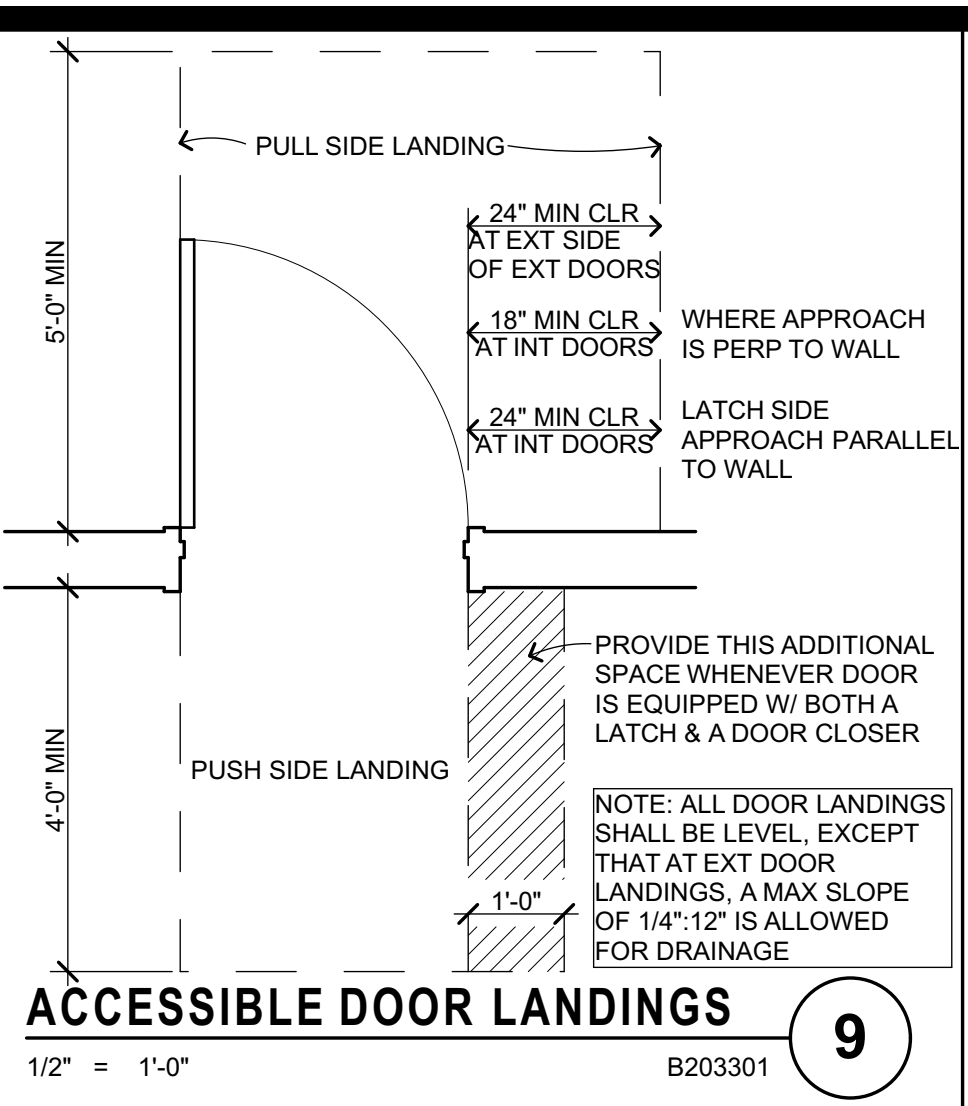
STAIR/ELEVATOR PLANS

SHEET NUMBER BC-04

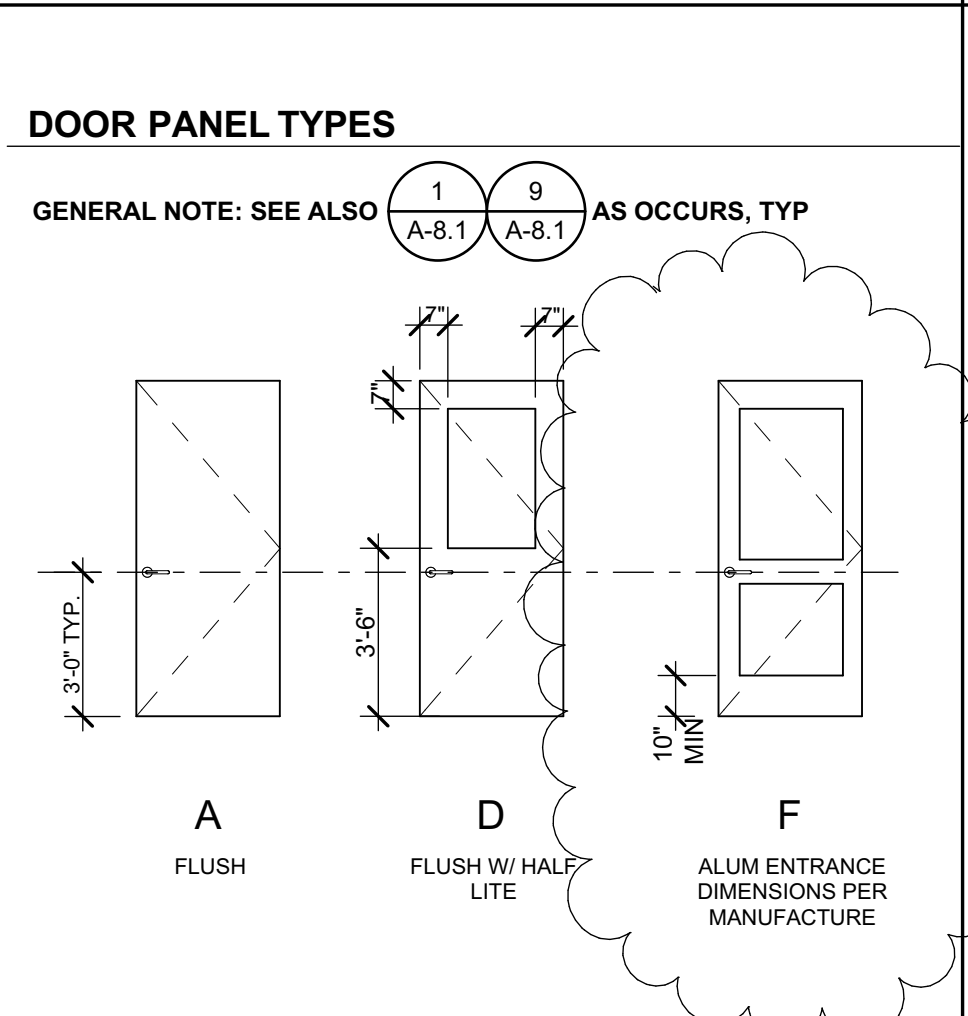
A-B6.7

BIMcloud: archserver - BIMcloud Basic for ARCHICAD 22/1870.00 Heritage HS New Classroom Bldgs/6/3/2021.11.36

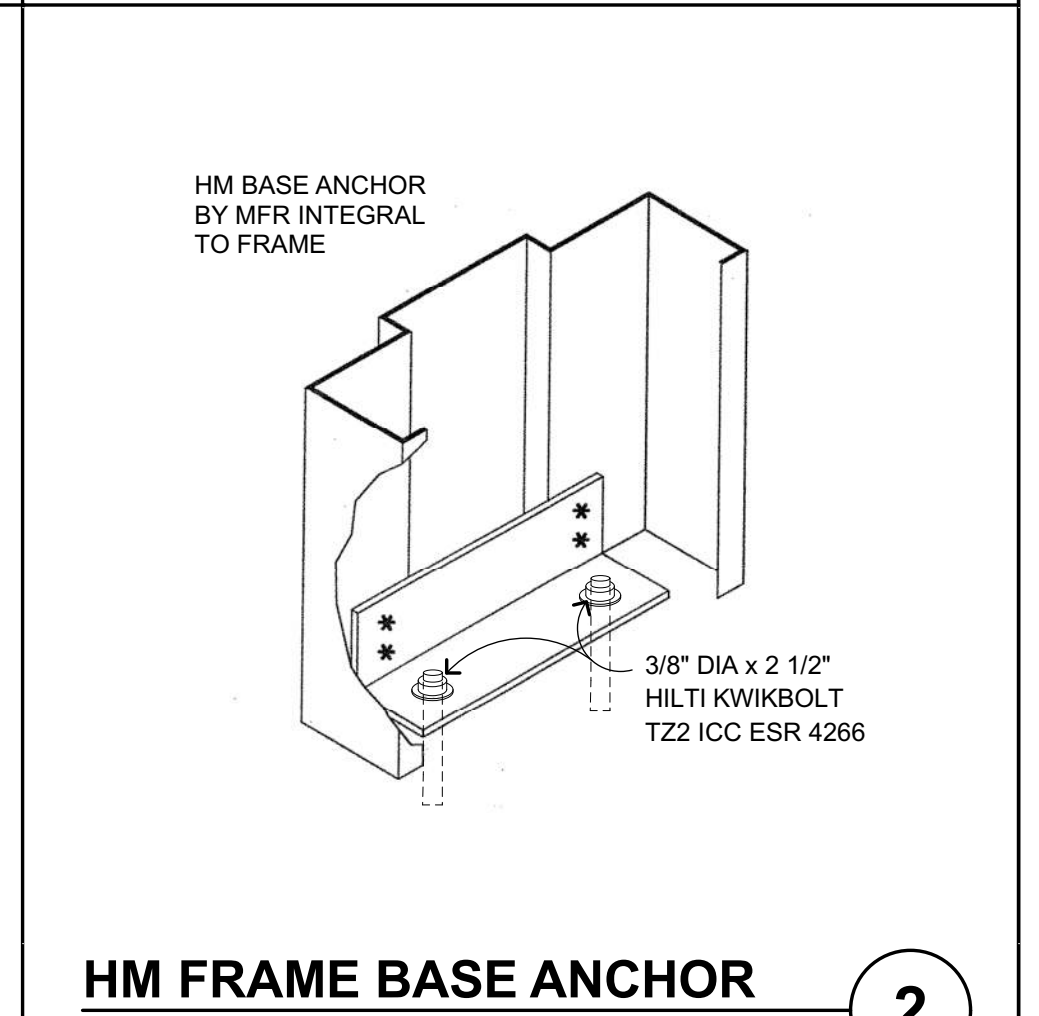
DOOR SCHEDULE												
ID	TYPE	DOOR			FRAME			LOUVER SIZE	LABEL	HDWR	P. H.	REMARKS
		SIZE	MAT	FIN	TYPE	MAT	FIN					
A101A	F	3'-0" x 7'-0"	ALUM	FAC FIN	3	ALUM	FAC FIN	-	-	1	PH	
A101B	F	3'-0" x 7'-0"	ALUM	FAC FIN	3	ALUM	FAC FIN	-	-	1	PH	
A101C	D	3'-0" x 7'-0"	H.M.	PAINT	4	H.M.	PAINT	-	1-HR	2		
A102A	F	3'-0" x 7'-0"	ALUM	FAC FIN	3	ALUM	FAC FIN	-	-	1	PH	
A102B	F	3'-0" x 7'-0"	ALUM	FAC FIN	3	ALUM	FAC FIN	-	-	1	PH	
A102C	D	3'-0" x 7'-0"	H.M.	PAINT	4	H.M.	PAINT	-	-	3		
A102D	D	3'-0" x 7'-0"	ALUM	PAINT	1	ALUM	PAINT	-	-	4		
A103A	A	3'-0" x 7'-0"	H.M.	PAINT	1	H.M.	PAINT	-	-	5		
A104A	A	3'-0" x 7'-0"	H.M.	PAINT	1	H.M.	PAINT	-	-	6		
A105A	A	3'-0" x 7'-0"	H.M.	PAINT	1	H.M.	PAINT	-	-	5		
A106A	A	3'-0" x 7'-0"	H.M.	PAINT	1	H.M.	PAINT	-	-	5		
B101A	F	3'-0" x 7'-0"	ALUM	FAC FIN	2	ALUM	FAC FIN	-	-	7		
B101B	A	3'-0" x 5'-0"	H.M.	PAINT	1	H.M.	PAINT	-	-	9		4 SIDED FRAME
B102A	F	3'-0" x 7'-0"	ALUM	FAC FIN	2	ALUM	FAC FIN	-	-	7		
B102B	A	3'-0" x 5'-0"	H.M.	PAINT	1	H.M.	PAINT	-	-	9		4 SIDED FRAME
B103A	F	3'-0" x 7'-0"	ALUM	FAC FIN	2	ALUM	FAC FIN	-	-	7		
B103B	A	3'-0" x 5'-0"	H.M.	PAINT	1	H.M.	PAINT	-	-	9		4 SIDED FRAME
B104A	F	3'-0" x 7'-0"	ALUM	FAC FIN	2	ALUM	FAC FIN	-	-	7		
B104B	A	3'-0" x 5'-0"	H.M.	PAINT	1	H.M.	PAINT	-	-	9		4 SIDED FRAME
B105A	A	3'-0" x 7'-0"	H.M.	PAINT	1	H.M.	PAINT	-	-	8		
B106A	F	3'-0" x 7'-0"	ALUM	FAC FIN	2	ALUM	FAC FIN	-	-	7		
B106B	A	3'-0" x 5'-0"	H.M.	PAINT	1	H.M.	PAINT	-	-	9		4 SIDED FRAME
B107A	A	3'-0" x 7'-0"	H.M.	PAINT	1	H.M.	PAINT	-	-	7		
B108A	A	2'-6" x 7'-0"	ALUM	PAINT	1	H.M.	PAINT	-	-	7		
B109A	A	2'-6" x 7'-0"	H.M.	PAINT	1	H.M.	PAINT	-	-	7		
B110A	A	2'-6" x 7'-0"	ALUM	PAINT	1	H.M.	PAINT	-	-	5		
B201A	D	3'-0" x 7'-0"	ALUM	FAC FIN	2	ALUM	FAC FIN	-	-	7		
B201B	A	3'-0" x 5'-0"	H.M.	PAINT	1	H.M.	PAINT	-	-	9		4 SIDED FRAME
B202A	D	3'-0" x 7'-0"	ALUM	FAC FIN	2	ALUM	FAC FIN	-	-	7		
B202B	A	3'-0" x 5'-0"	H.M.	PAINT	1	H.M.	PAINT	-	-	9		4 SIDED FRAME
B203A	D	3'-0" x 7'-0"	ALUM	FAC FIN	2	ALUM	FAC FIN	-	-	7		
B203B	A	3'-0" x 5'-0"	H.M.	PAINT	1	H.M.	PAINT	-	-	9		4 SIDED FRAME
B204A	D	3'-0" x 7'-0"	ALUM	FAC FIN	2	ALUM	FAC FIN	-	-	7		
B204B	A	3'-0" x 5'-0"	H.M.	PAINT	1	H.M.	PAINT	-	-	9		4 SIDED FRAME
B204C	D	3'-0" x 7'-0"	H.M.	PAINT	1	H.M.	PAINT	-	-	5		
B205A	A	3'-0" x 7'-0"	H.M.	PAINT	1	H.M.	PAINT	-	-	8		
B206A	D	3'-0" x 7'-0"	ALUM	FAC FIN	2	ALUM	FAC FIN	-	-	7		
B206B	A	3'-0" x 5'-0"	H.M.	PAINT	1	H.M.	PAINT	-	-	9		4 SIDED FRAME
B206C	D	3'-0" x 7'-0"	H.M.	PAINT	1	H.M.	PAINT	-	-	5		



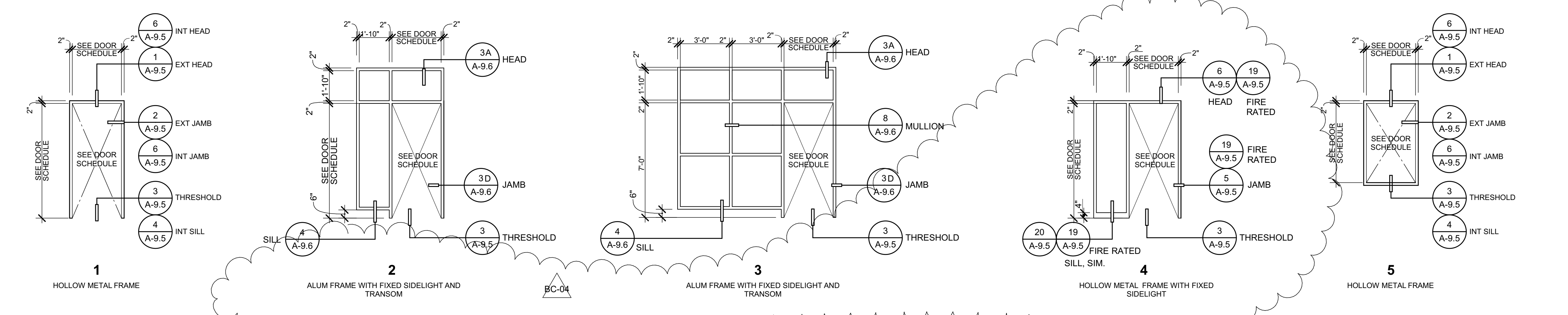
- DOOR GENERAL NOTES** 1
- 1/4" = 1'-0" Z101005
- ALL EXIT DOORS IN SCHOOL BUILDINGS, INCLUDING BUT NOT LIMITED TO DOORS OF TOILET ROOMS AND STORAGE ROOMS SHALL CONFORM TO CBC 1010. EXIT DOORS SHALL BE OPERABLE FROM THE INSIDE WITHOUT THE USE OF A KEY, OR SPECIAL KNOWLEDGE OR EFFORT.
 - EXIT DEVICES (PANIC HARDWARE) SHALL BE INSTALLED IN CONFORMANCE WITH CBC 1010.1.10. THE ACTIVATING MEMBER SHALL BE CENTERED AT A HEIGHT OF NOT LESS THAN 34 INCHES OR MORE THAN 44 INCHES ABOVE THE FLOOR.
 - PANIC HARDWARE IS REQUIRED FROM ROOMS AND CORRIDORS OF E OCCUPANCY WHERE OCCUPANT LOAD EXCEEDS, 50 PER CBC 1010.1.10
 - DOORS WITH CLOSERS SHALL BE ADJUSTED TO PROVIDE MINIMUM DOOR CLOSER PERIOD OF FIVE SECONDS FROM A POSITION OF 90 DEGREES TO WITHIN 12 DEGREES OF THE DOOR LATCH, MEASURED FROM THE LEADING EDGE OF THE DOOR.
 - MAXIMUM EFFORT TO OPERATE DOORS SHALL NOT EXCEED 5 POUNDS APPLIED IN THE DIRECTION OF TRAVEL. REQUIRED FIRE DOORS SHALL HAVE A MAXIMUM OPERATING EFFORT NOT TO EXCEED 15 POUNDS.
 - SEE ARCHITECTURAL SIGNAGE DRAWINGS FOR SIGNS ON DOORS AND SIGNS RELATED TO ENTRANCE AND EXIT. REFER TO SITE PLAN FOR SITE SIGNAGE.



- GLAZING NOTES** 6
- 1/4" = 1'-0" Z101013
- ALL INTERIOR GLAZING SHALL BE 1/4" CLEAR TEMPERED, U.O.N.
 - ALL EXTERIOR GLAZING SHALL BE INSULATED GLASS UNITS W/ 1/4" TEMPERED GLASS, U.O.N.
 - PROVIDE RATED GLASS AT RATED ASSEMBLIES IN ACCORDANCE WITH CBC CHAPTERS 7 AND 24.
 - FOR DETAILED DOOR AND WINDOW GLAZING INFORMATION REFER TO SPECIFICATION SECTION 08 8000.



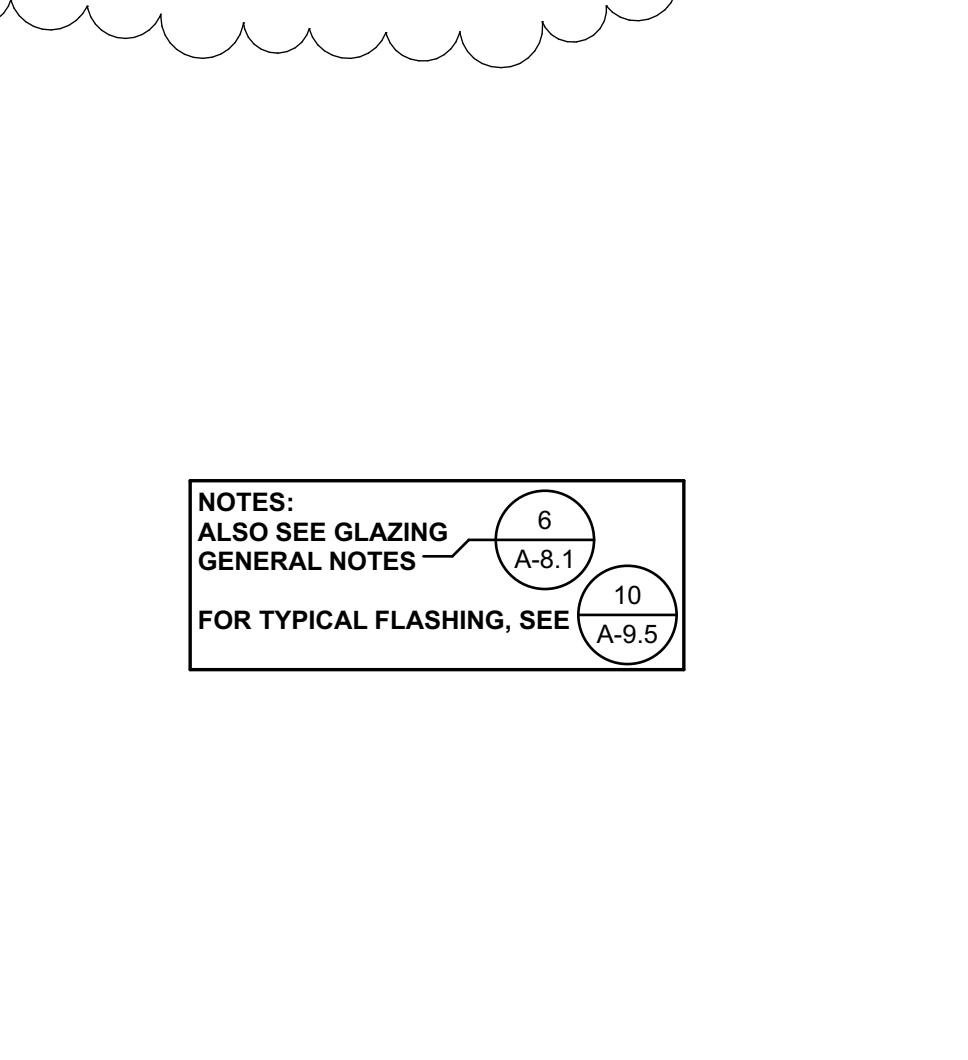
DOOR FRAME TYPES



- DOOR FRAME GENERAL NOTES:**
- SEE ALSO 1, 9 AS OCCURS, TYP
 - FOR INTERIOR THRESHOLDS COORD W/ FLOOR FINISH CODES ON FLOOR PLANS.
 - ALIGN TRANSOM LIGHT MULLION W/ UPPER MULLION OF ADJACENT WINDOW.
 - FOR TYPICAL FLASHING, SEE 10

WINDOW TYPES

TYPE	W01	W02	W04	W05
ALUMINUM STOREFRONT	ALUMINUM STOREFRONT	ALUMINUM STOREFRONT	ALUMINUM STOREFRONT	ALUMINUM STOREFRONT
GLAZING	SINGLE GLAZED	SINGLE GLAZED	SINGLE GLAZED	SINGLE GLAZED
OPERATION	FIXED	FIXED	FIXED	FIXED
RATING	UNRATED	UNRATED	UNRATED	UNRATED



QUATTROCCHI KWOK ARCHITECTS

Main:
 636 Fifth Street, Santa Rosa, CA 95404
 East Bay:
 55 Harrison Street, Suite 525,
 Oakland, CA 94607
 (707) 576-0829

LICENSED ARCHITECT
 JIM THEISS
 LICENSE # C22643
 EXP. JUNE 30, 2021
 STATE OF CALIFORNIA
 SIGNED: JUNE 3, 2021

HERITAGE HIGH SCHOOL

NEW CLASSROOM BUILDINGS
 INCREMENT 2 OF 2
 101 AMERICAN AVENUE,
 BRENTWOOD, CA 94513

LIBERTY UNION HIGH SCHOOL DISTRICT

NO.	DATE	DESCRIPTION
BC-04	6/3/21	BID CLARIFICATION

DSA APP NO. 01-119268
 ARCH PROJECT NO. 1870.00
 DRAWN BY: SL & HE
 DRAWING SCALE: AS NOTED
 PTN: 61721-77 FILE NO: 7-H4

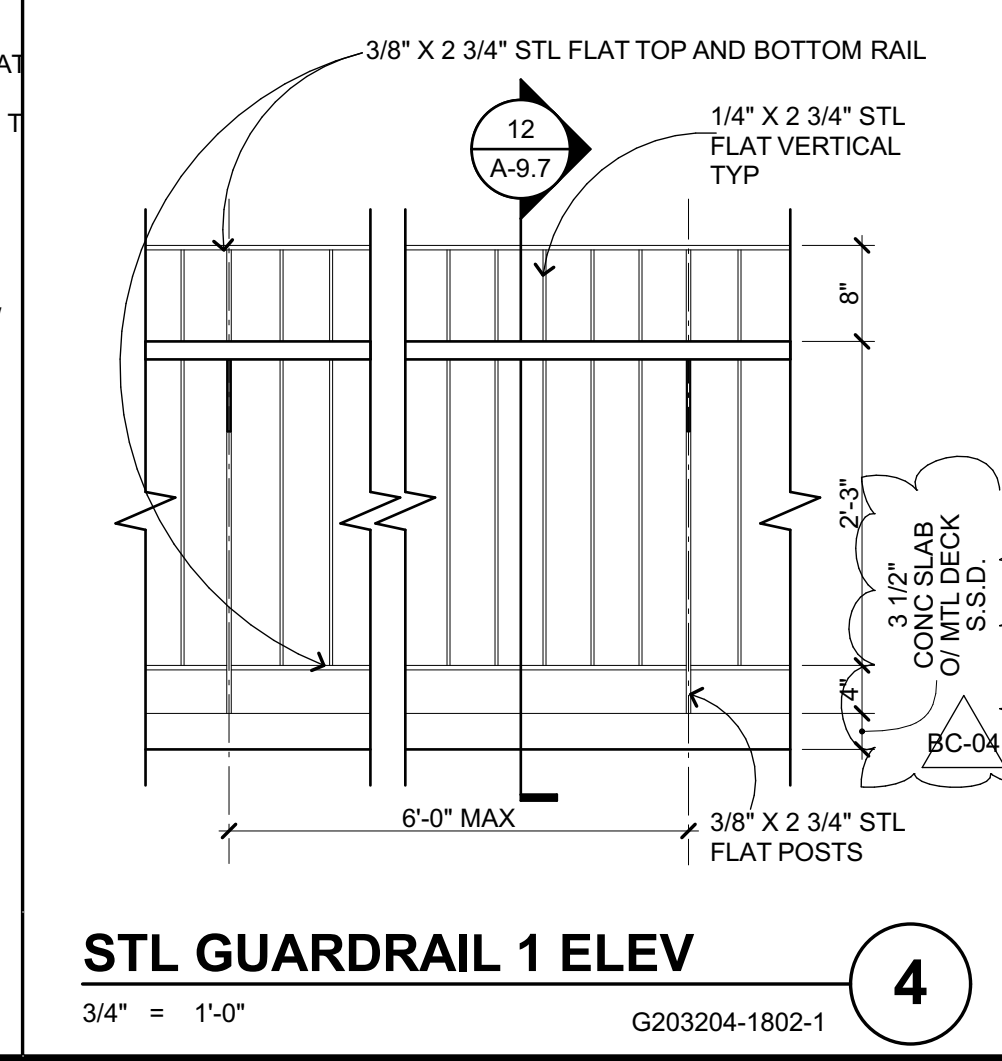
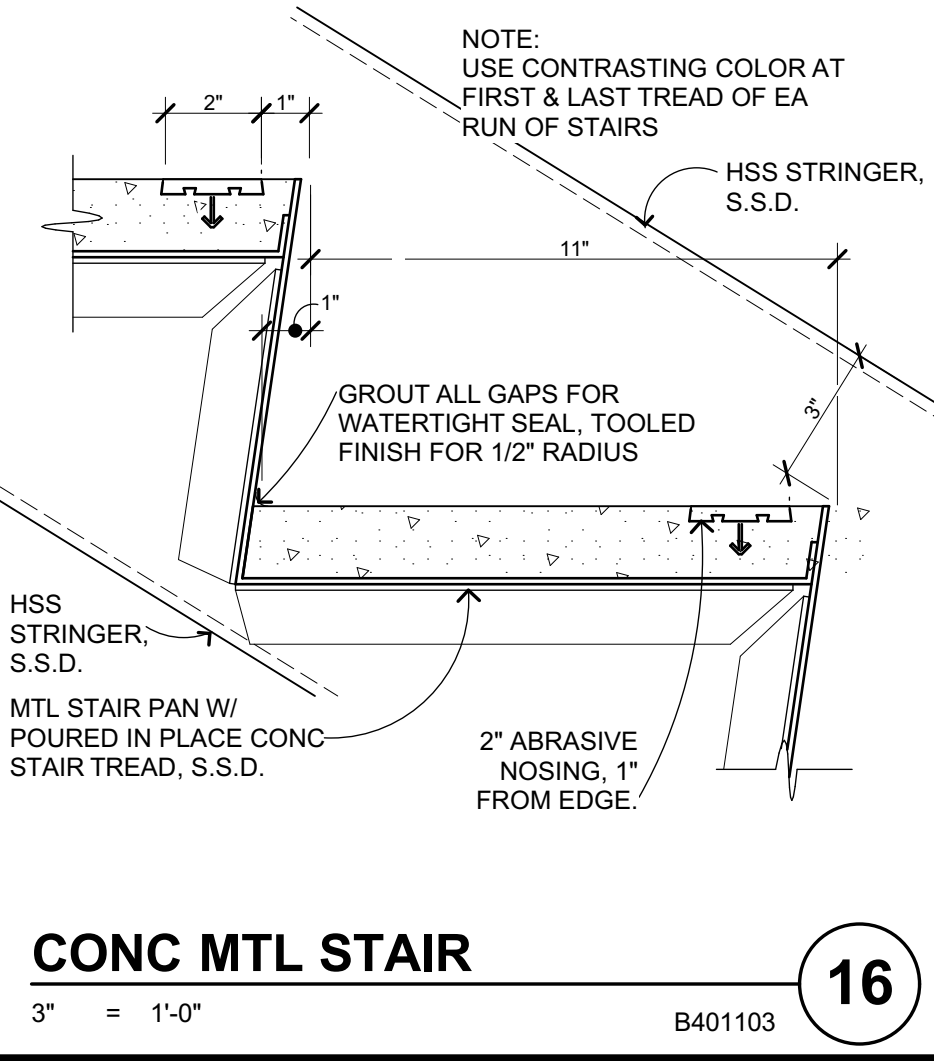
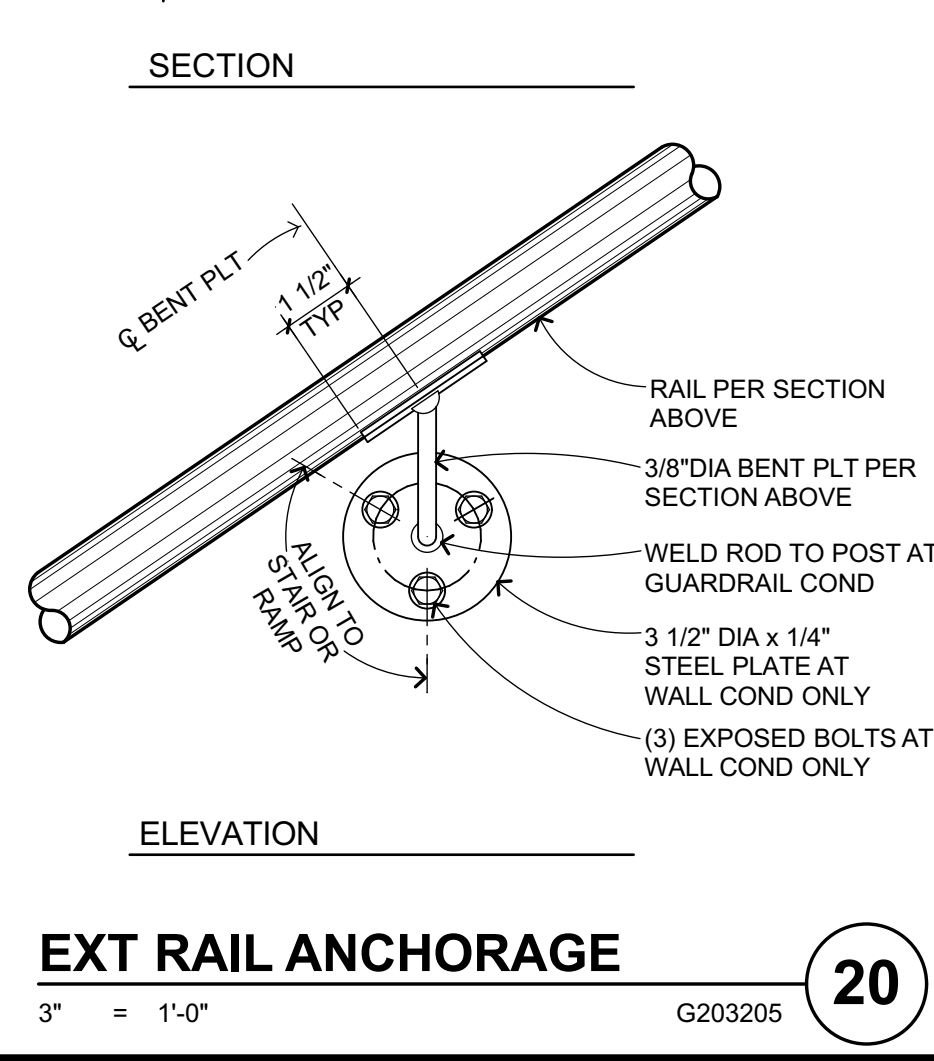
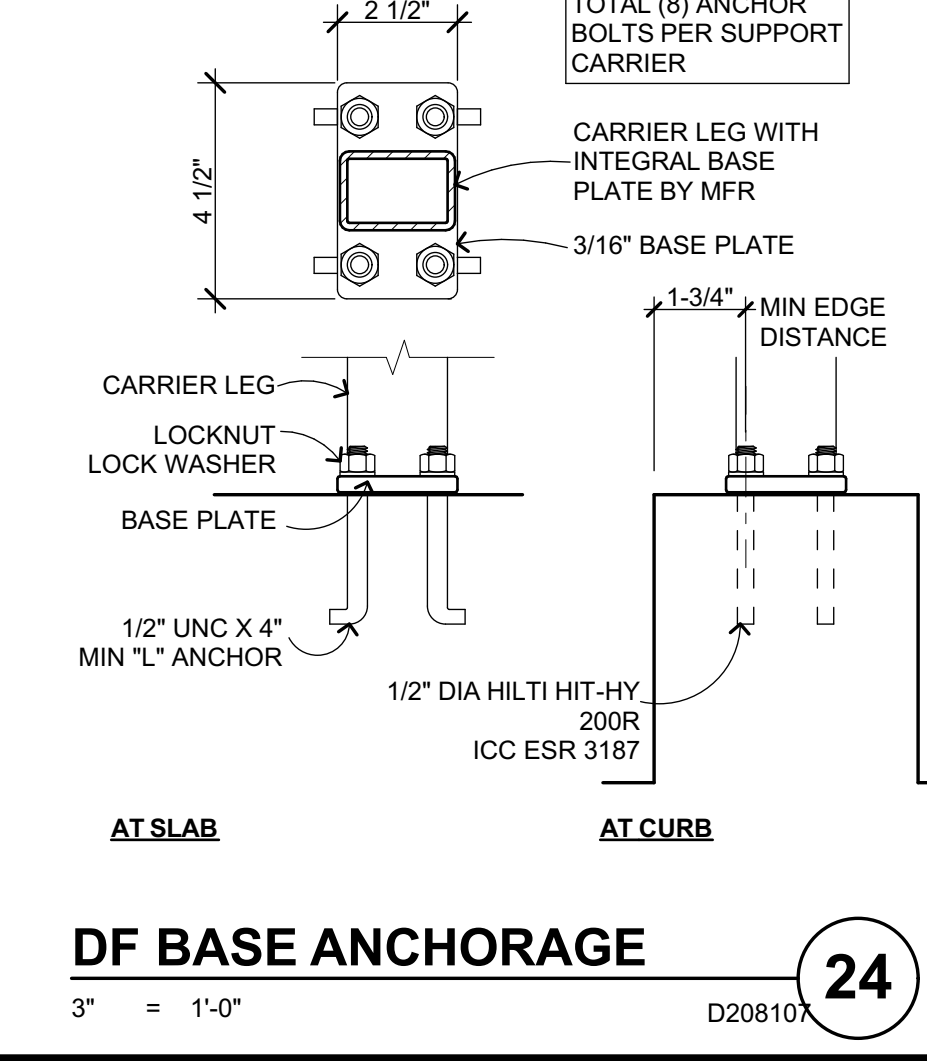
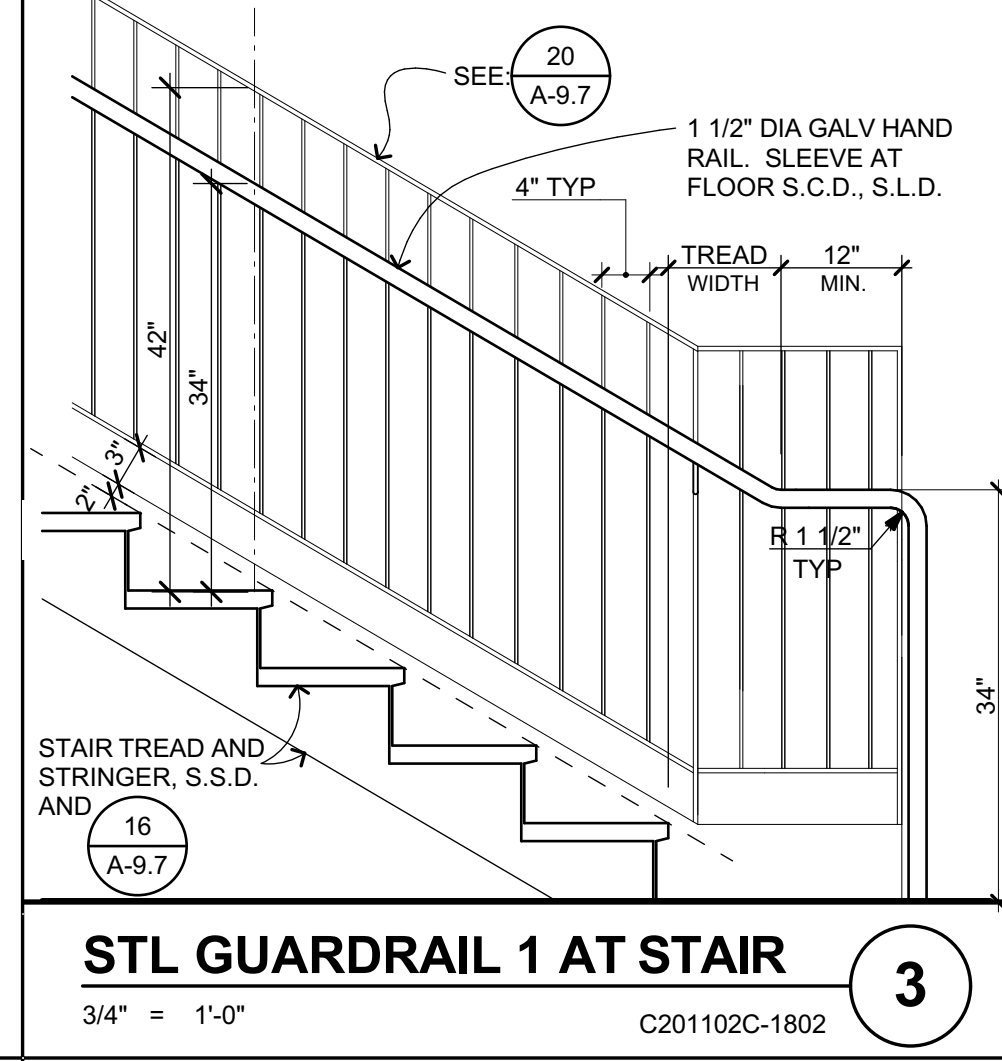
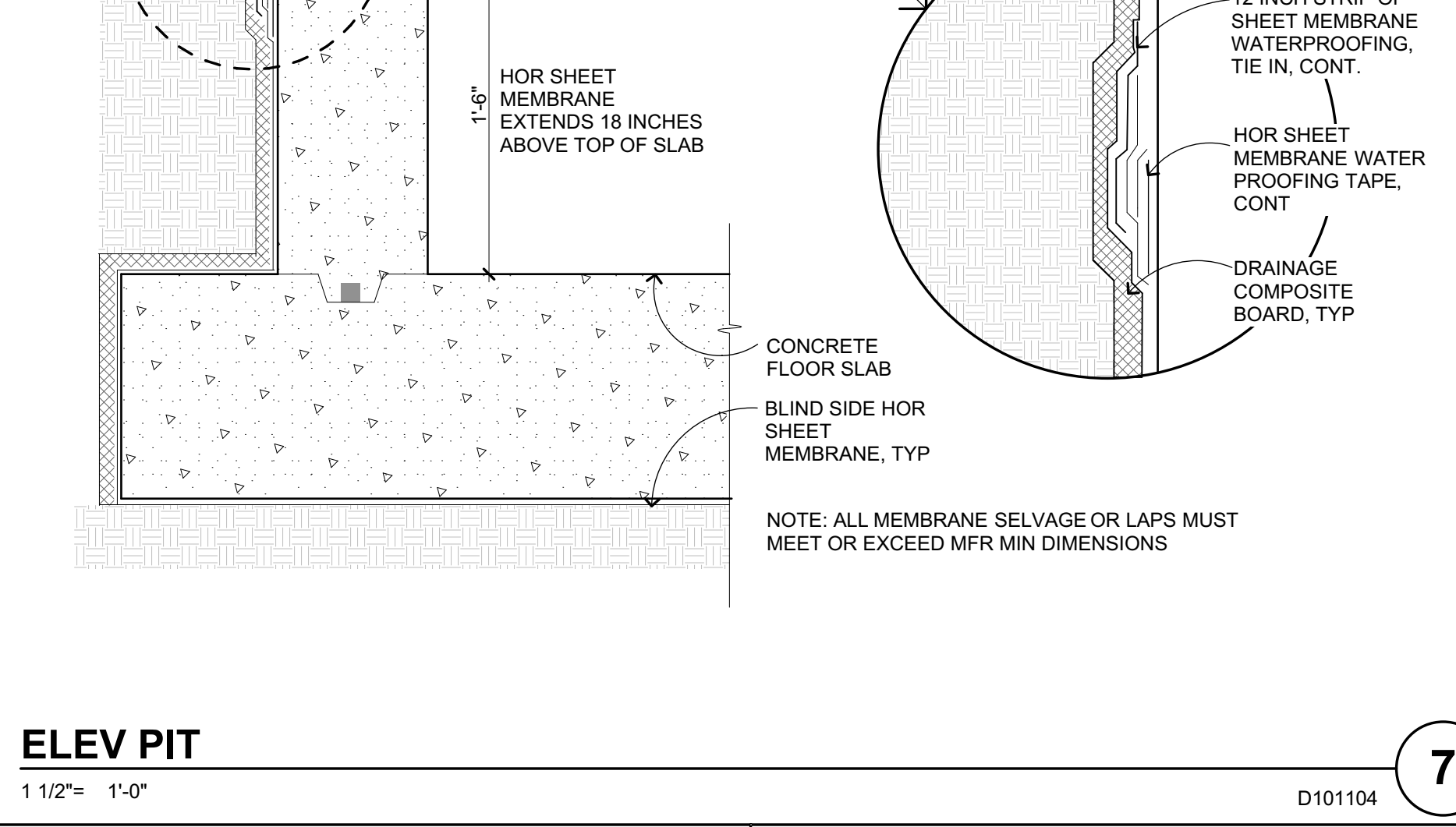
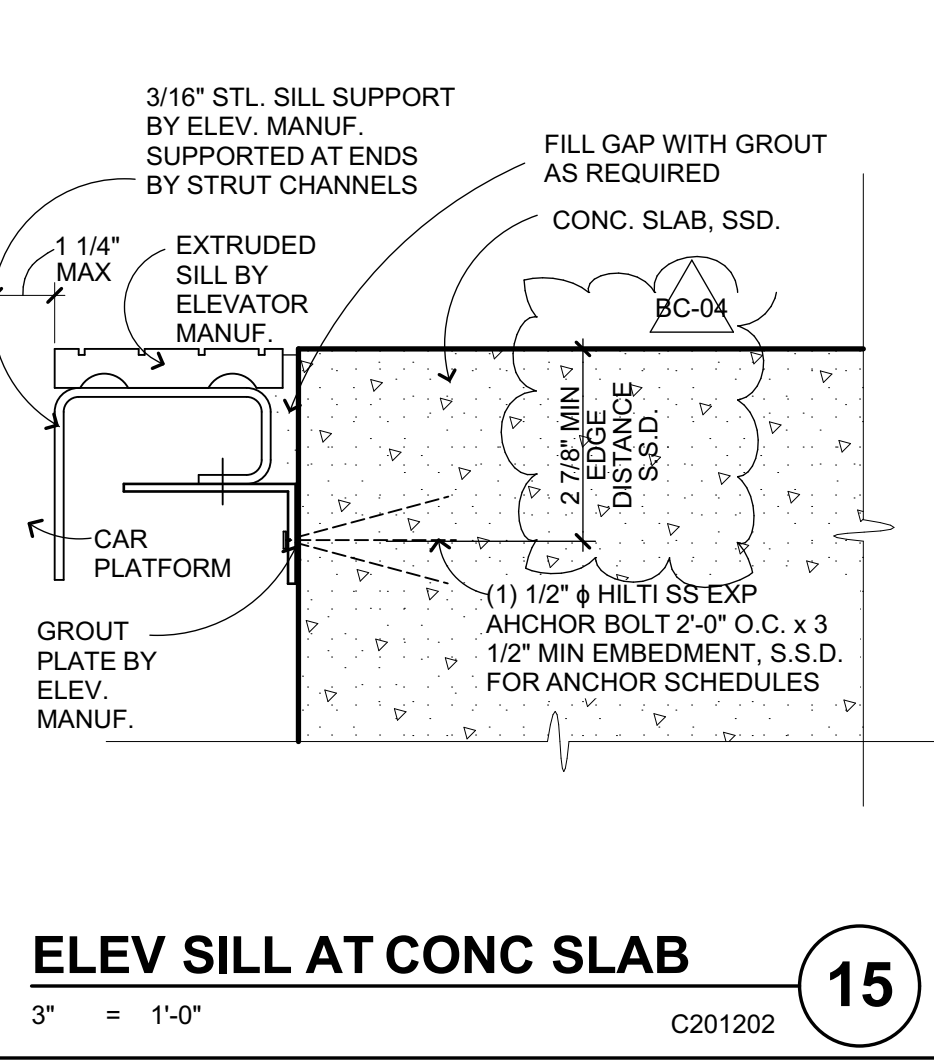
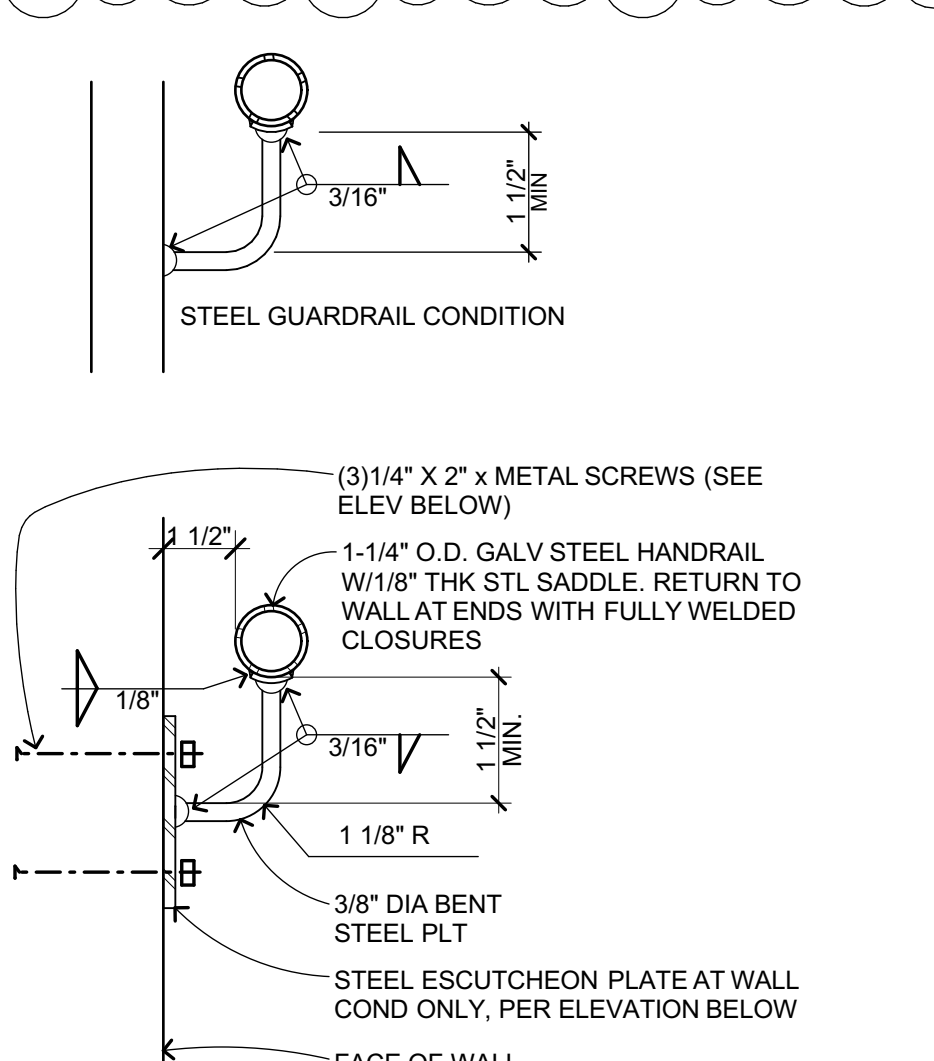
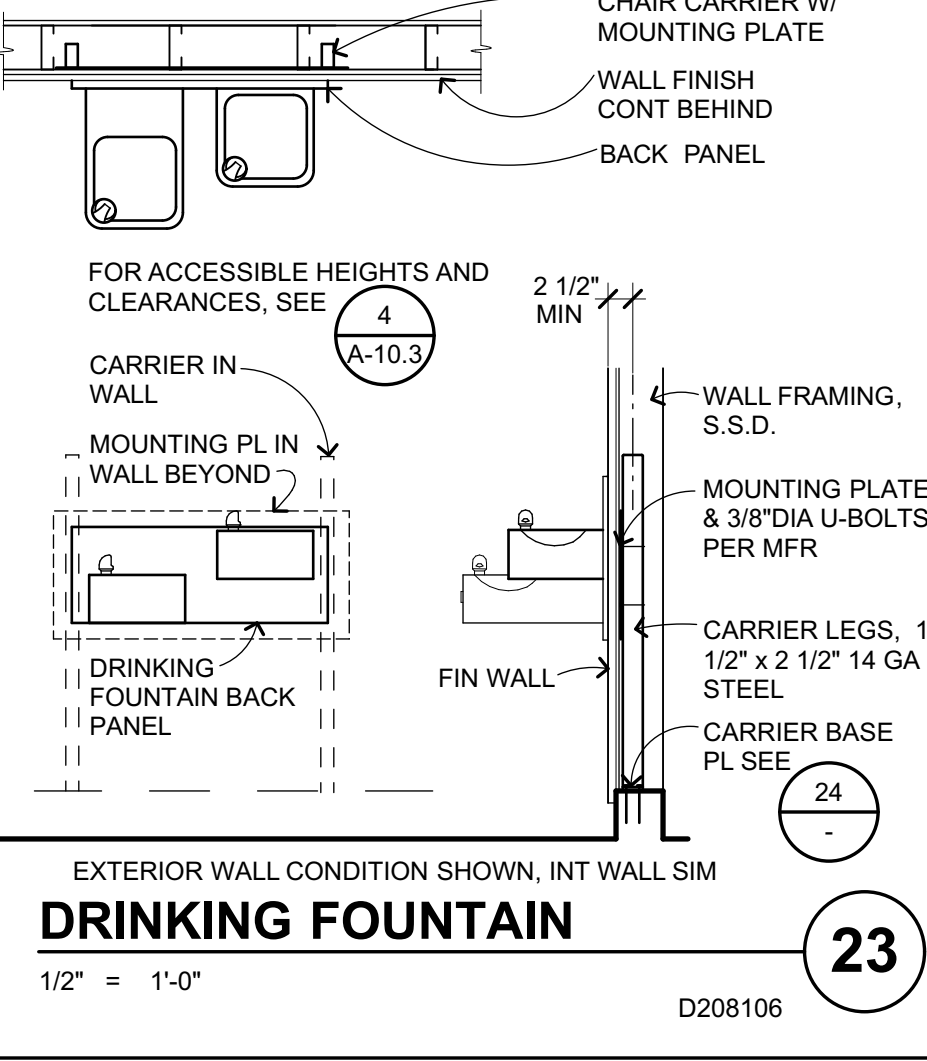
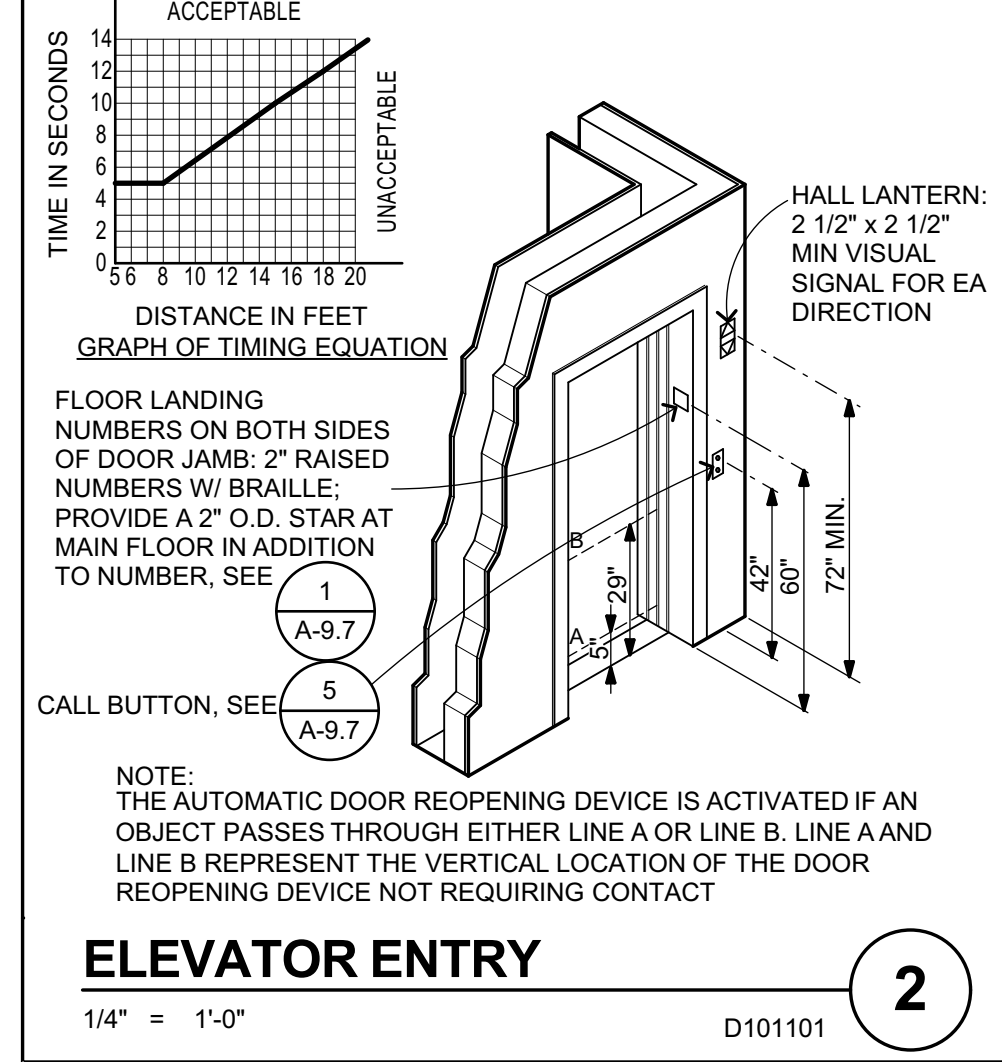
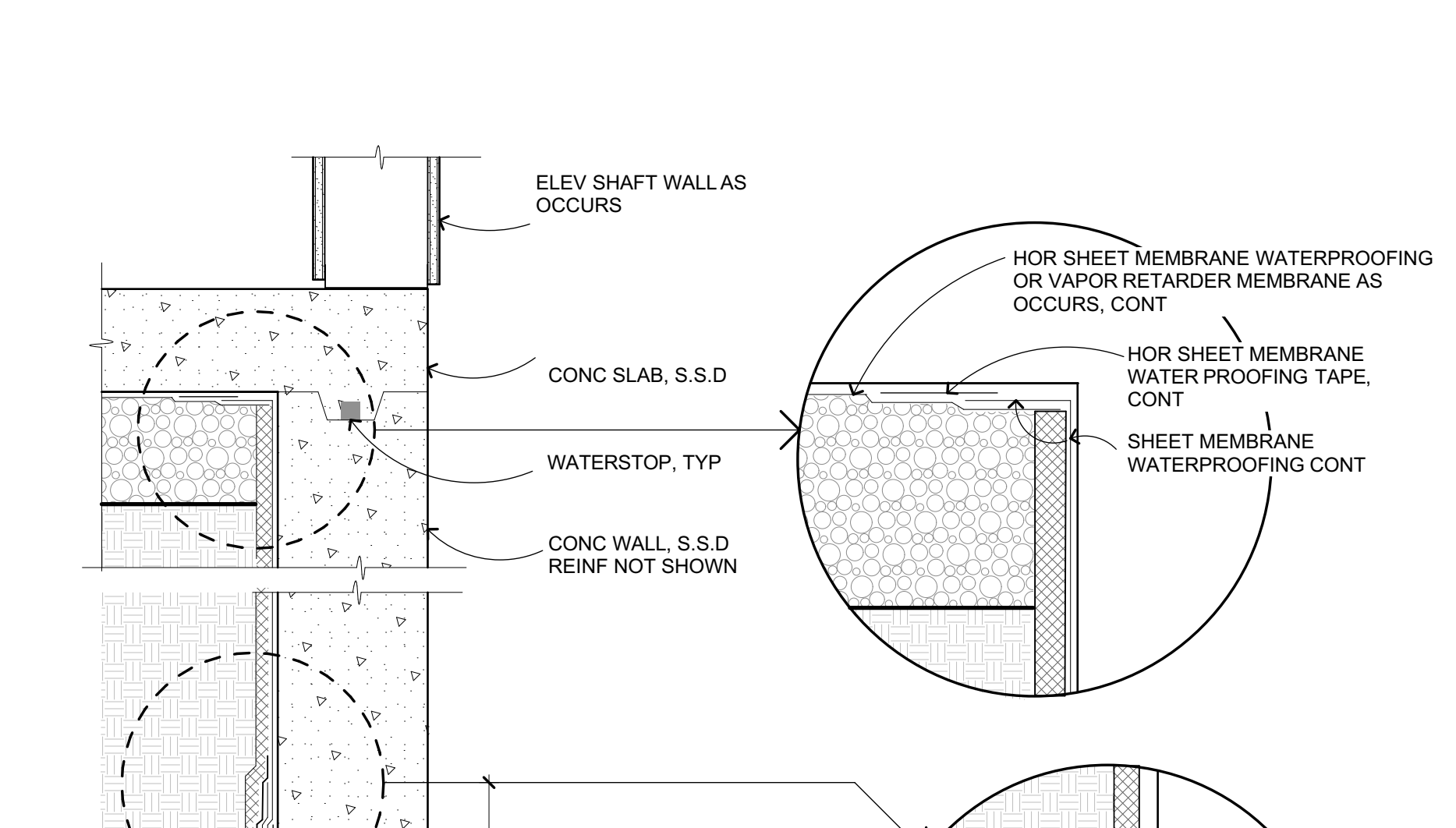
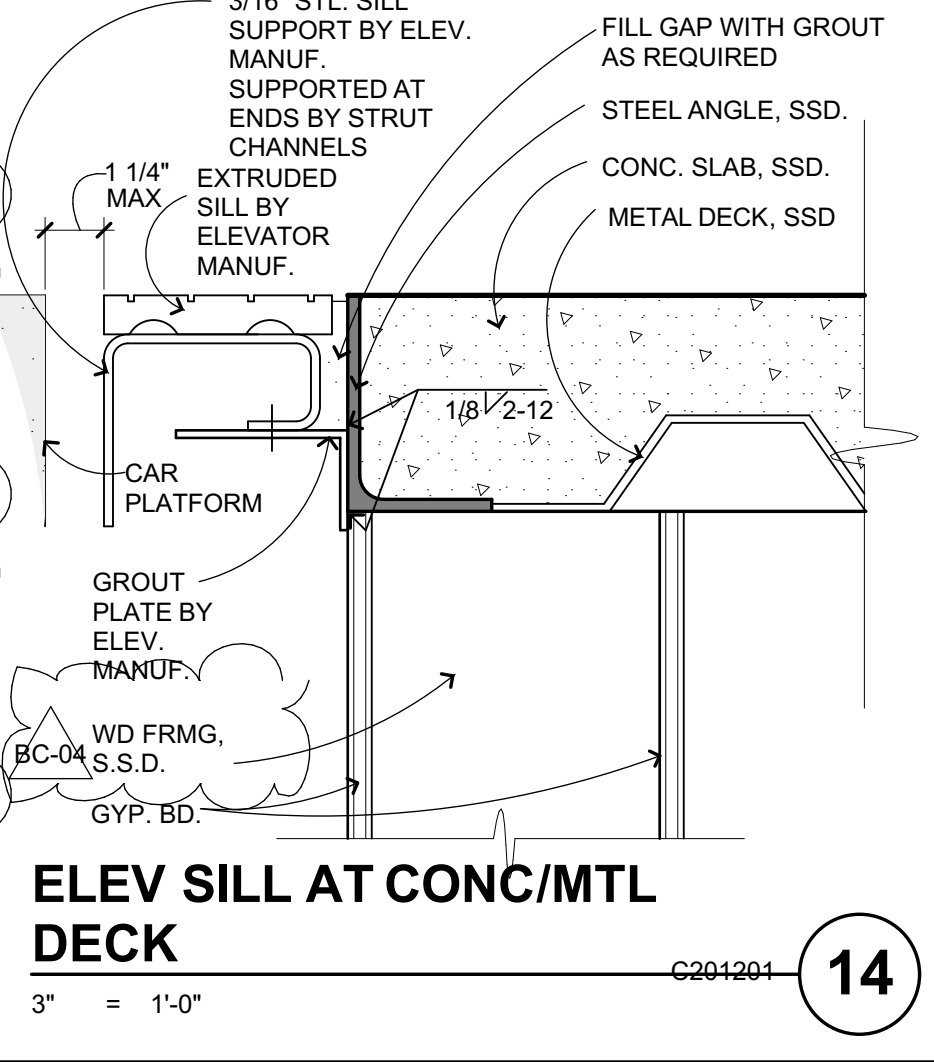
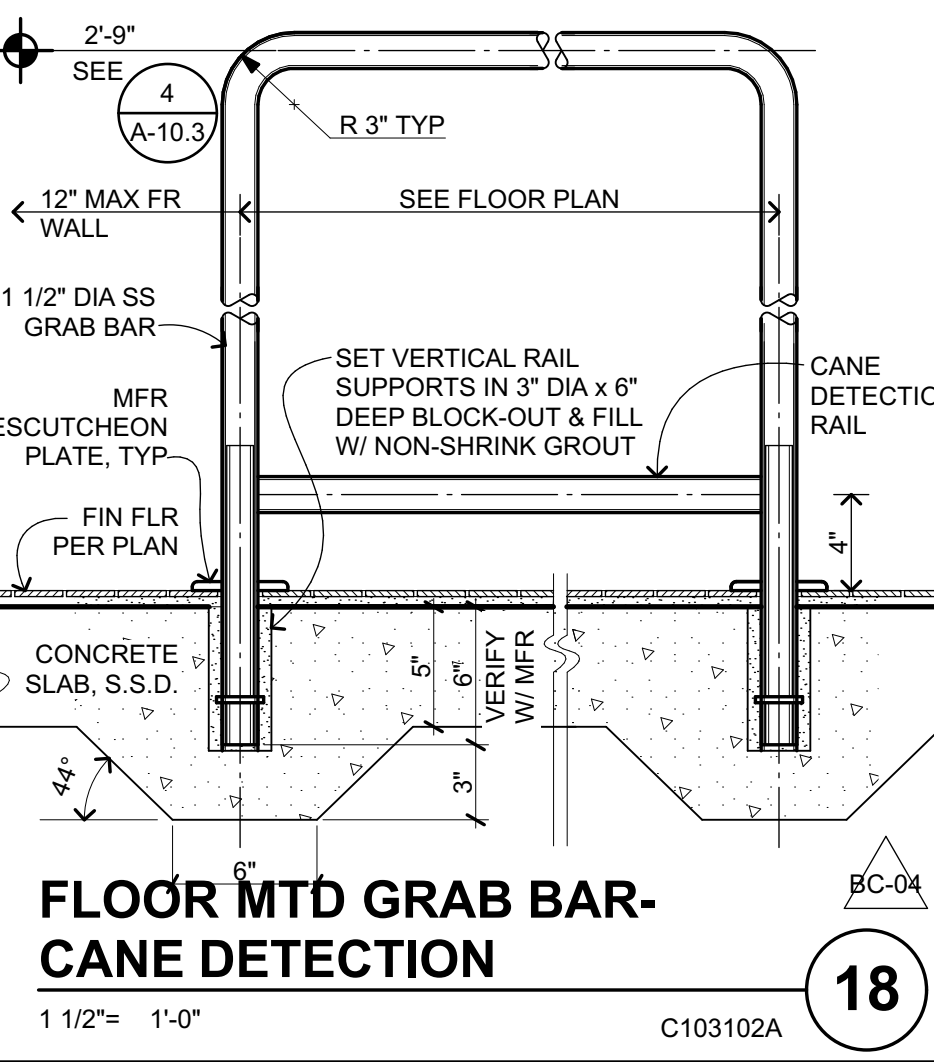
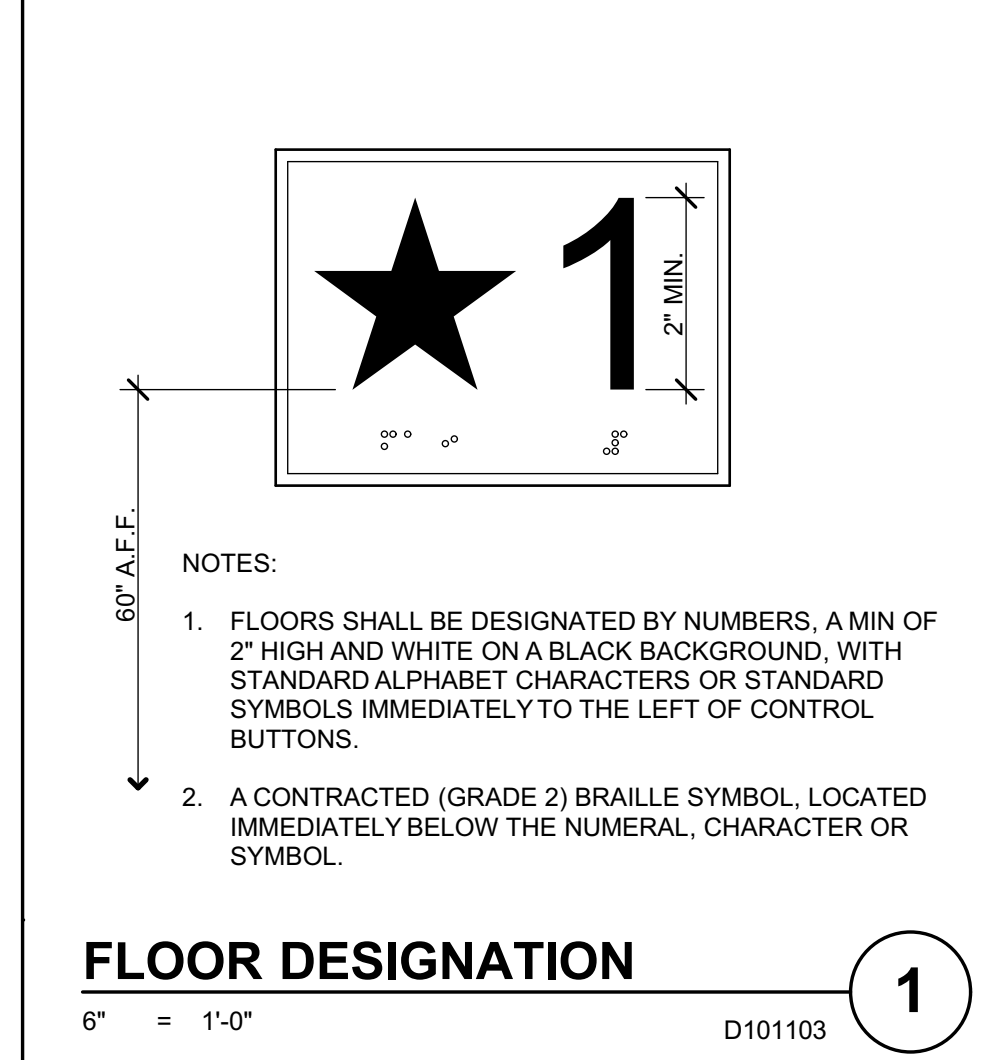
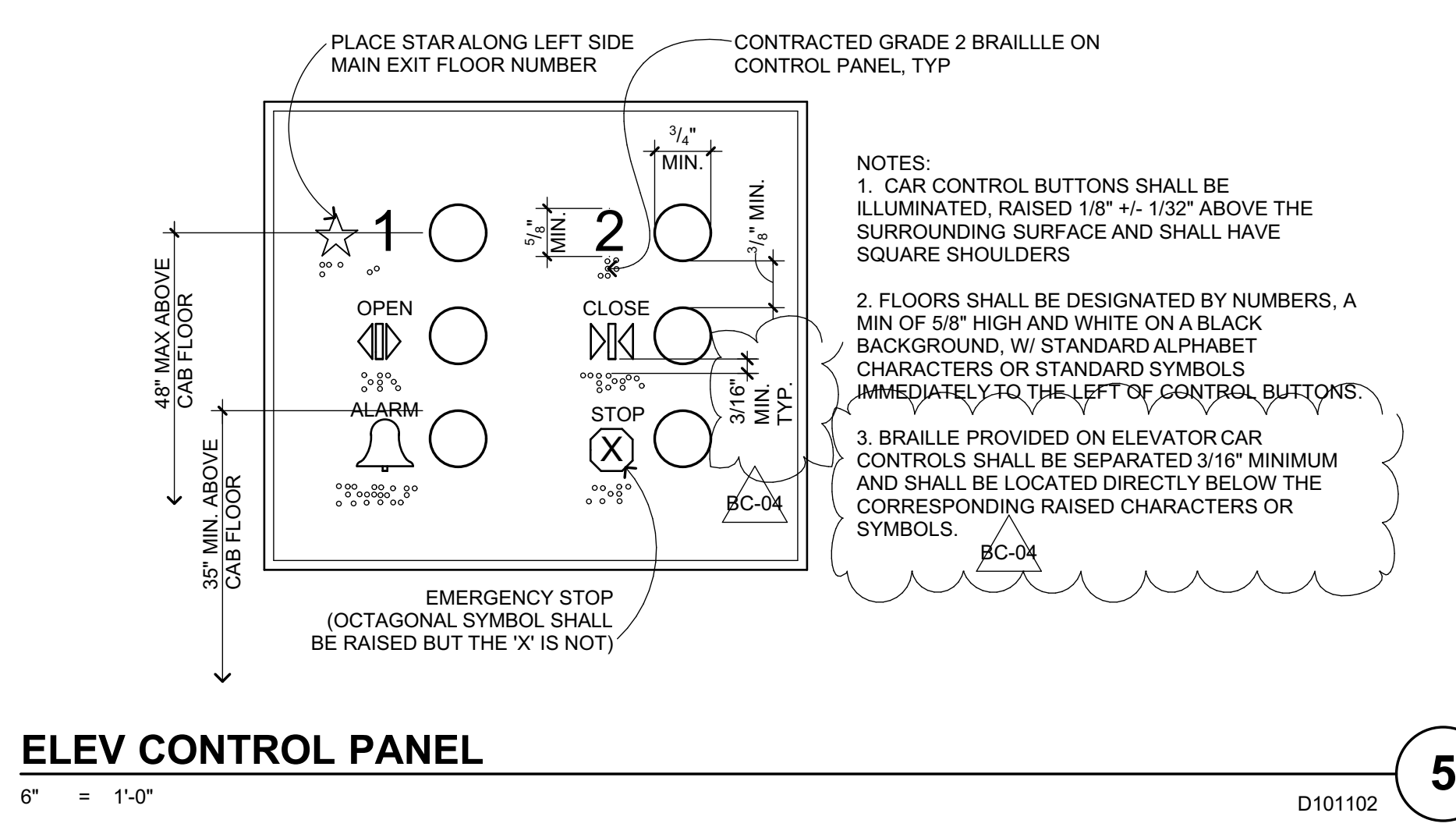
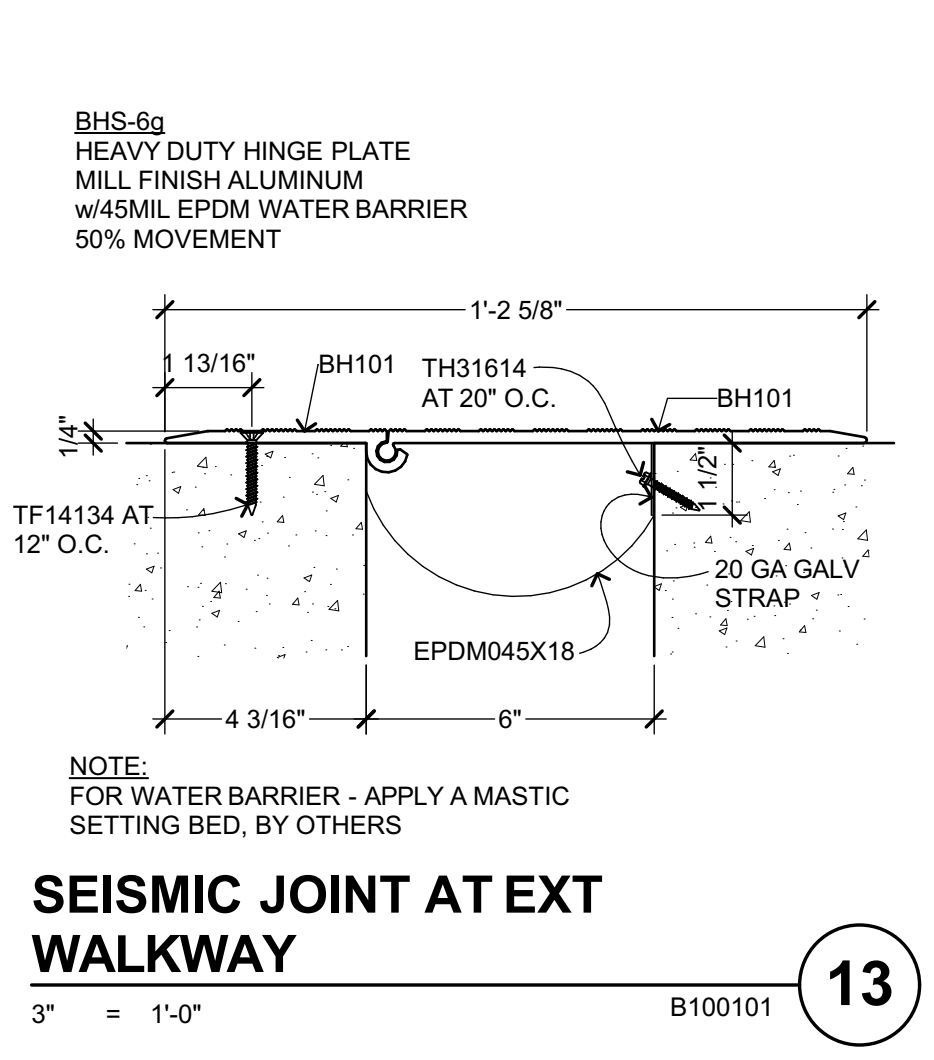
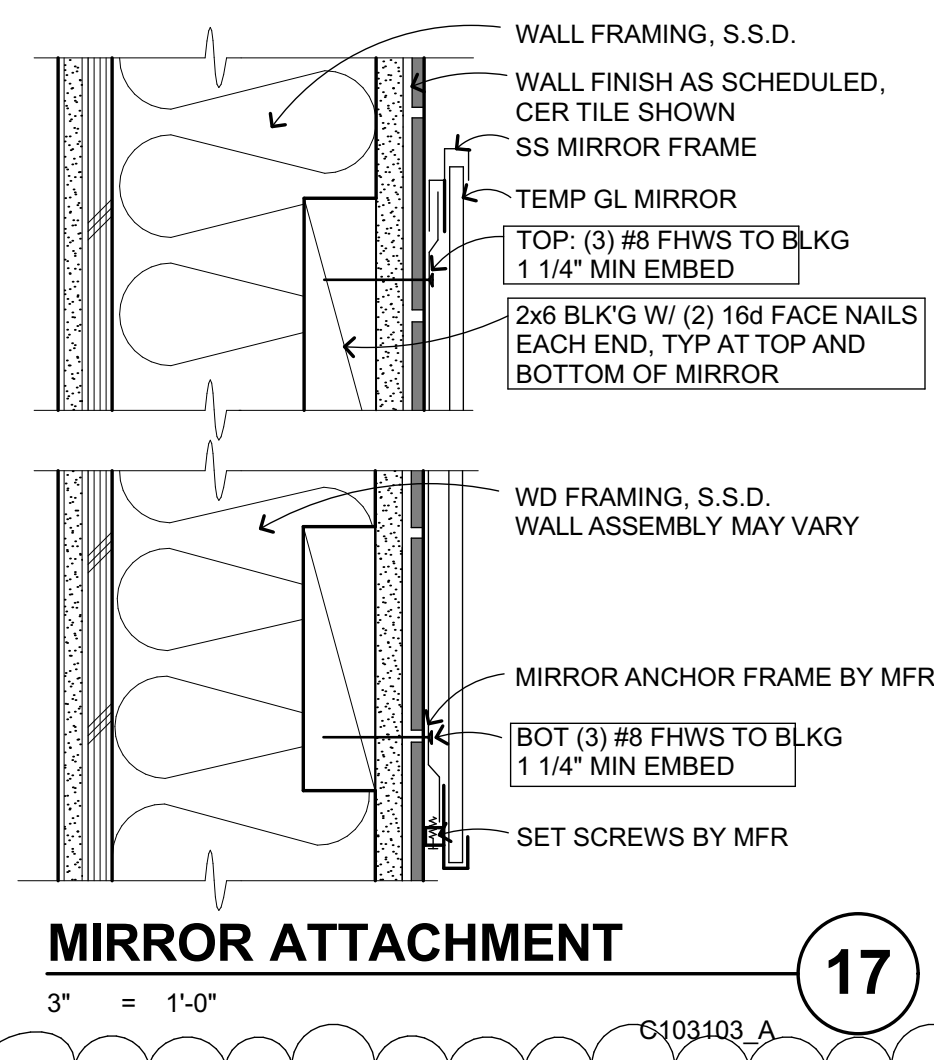
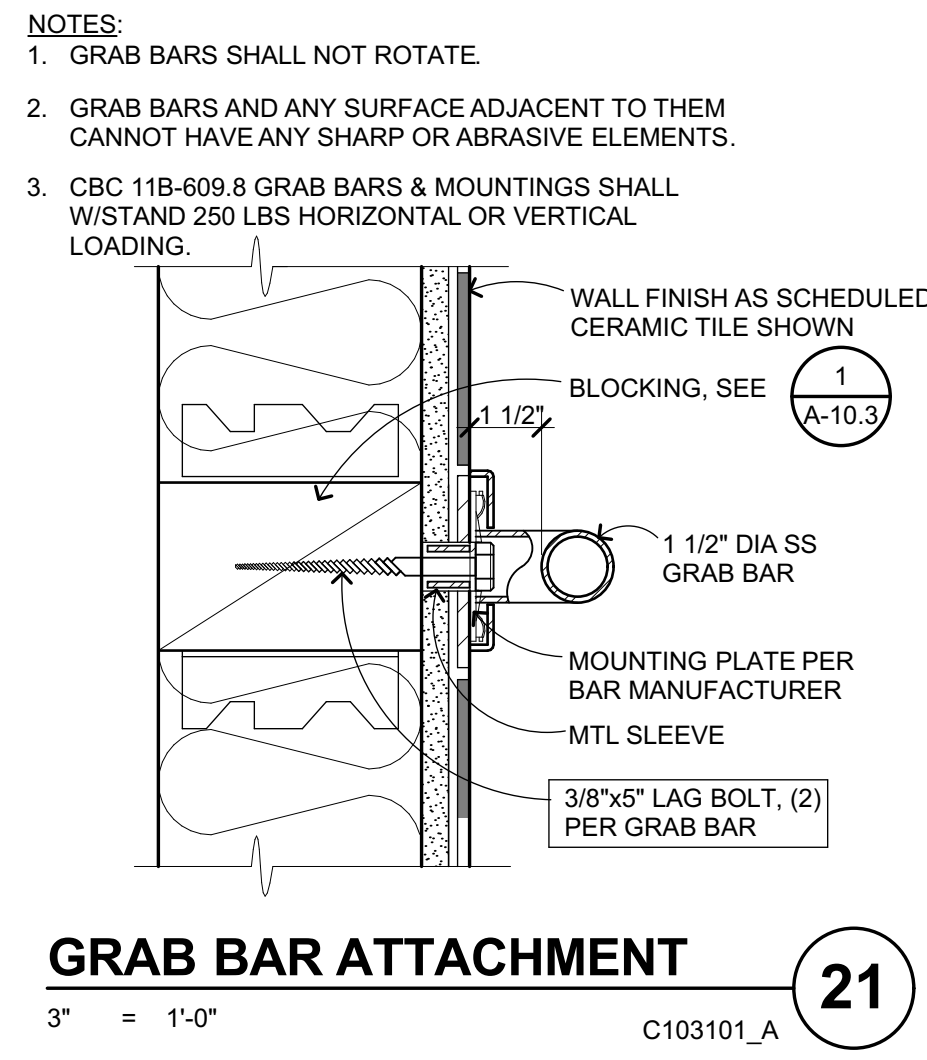
BID SET
 MAY 10, 2021

DOOR & WINDOW SCHEDULE

SHEET NUMBER BC-04

A-8.1

BIMcloud: archserver - BIMcloud Basic for ARCHICAD 22/1870.00 Heritage HS New Classroom Bldgs 6/3/2021 10:23



HERITAGE HIGH SCHOOL

NEW CLASSROOM BUILDINGS
 INCREMENT 2 OF 2
 101 AMERICAN AVENUE, BRENTWOOD, CA 94513

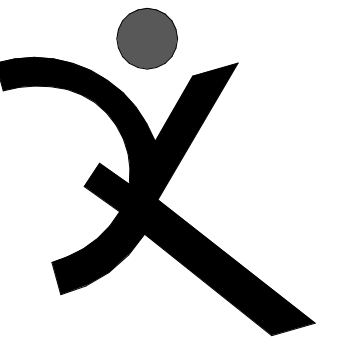
LIBERTY UNION HIGH SCHOOL DISTRICT

BC-04	6/3/21	BID CLARIFICATION

DSA APP NO. 01-119268
 ARCH PROJECT NO. 1870.00
 DRAWN BY: SL & HE
 DRAWING SCALE: AS NOTED
 PTN: 61721-77 FILE NO: 7-H4
BID SET
 MAY 10, 2021

DETAILS
 SHEET NUMBER BC-04
A-9.7

BIMcloud: archserver - BIMcloud Basic for ARCHICAD 221870.00 Heritage HS New Classroom Bldgs 6/3/2021 11:29



QUATTROCCHI KWOK ARCHITECTS
 Main:
 636 Fifth Street, Santa Rosa, CA 95404
 East Bay:
 55 Harrison Street, Suite 525,
 Oakland, CA 94607
 (707) 576-0829



COSTA ENGINEERS INC.
 3274 Villa Lane, Suite 200, CA 94588 ph: 925-252-9177 fax: 925-252-4473



HERITAGE HIGH SCHOOL

NEW CLASSROOM BUILDINGS INCREMENT 2 OF 2

101 AMERICAN AVENUE,
 BRENTWOOD, CA 94513

LIBERTY UNION HIGH SCHOOL DISTRICT

BC 04	6/2/21	BID CLARIFICATION

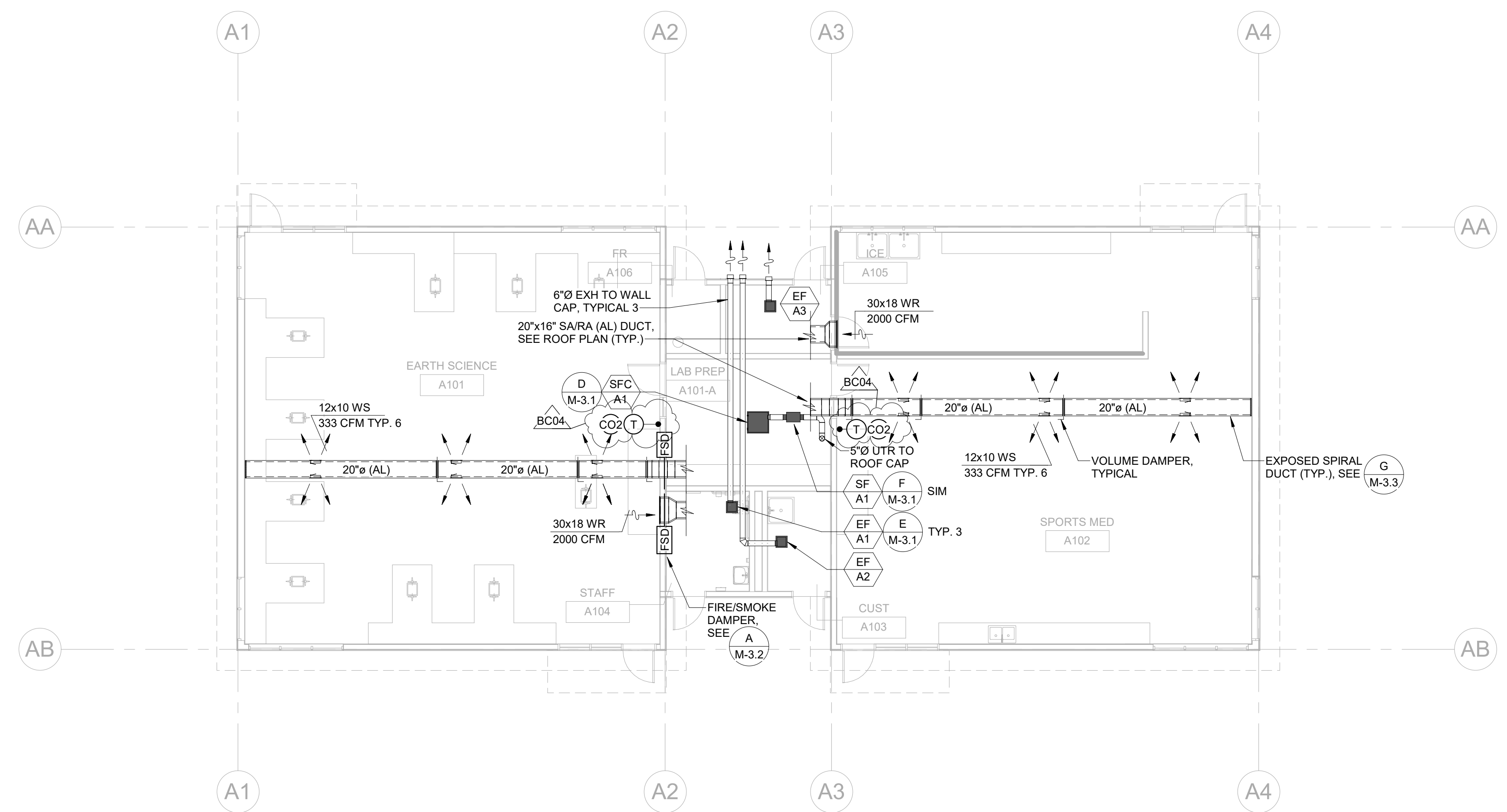
DSA APP NO. 01-119268
 ARCH PROJECT NO. 1870.00
 DRAWN BY: MC
 DRAWING SCALE: 1/8" = 1'-0"
 PTN: 61721-77 FILE NO: 7-H4

BID SET
MAY 10, 2021

BLDG A MECHANICAL PLAN

SHEET NUMBER BC-04

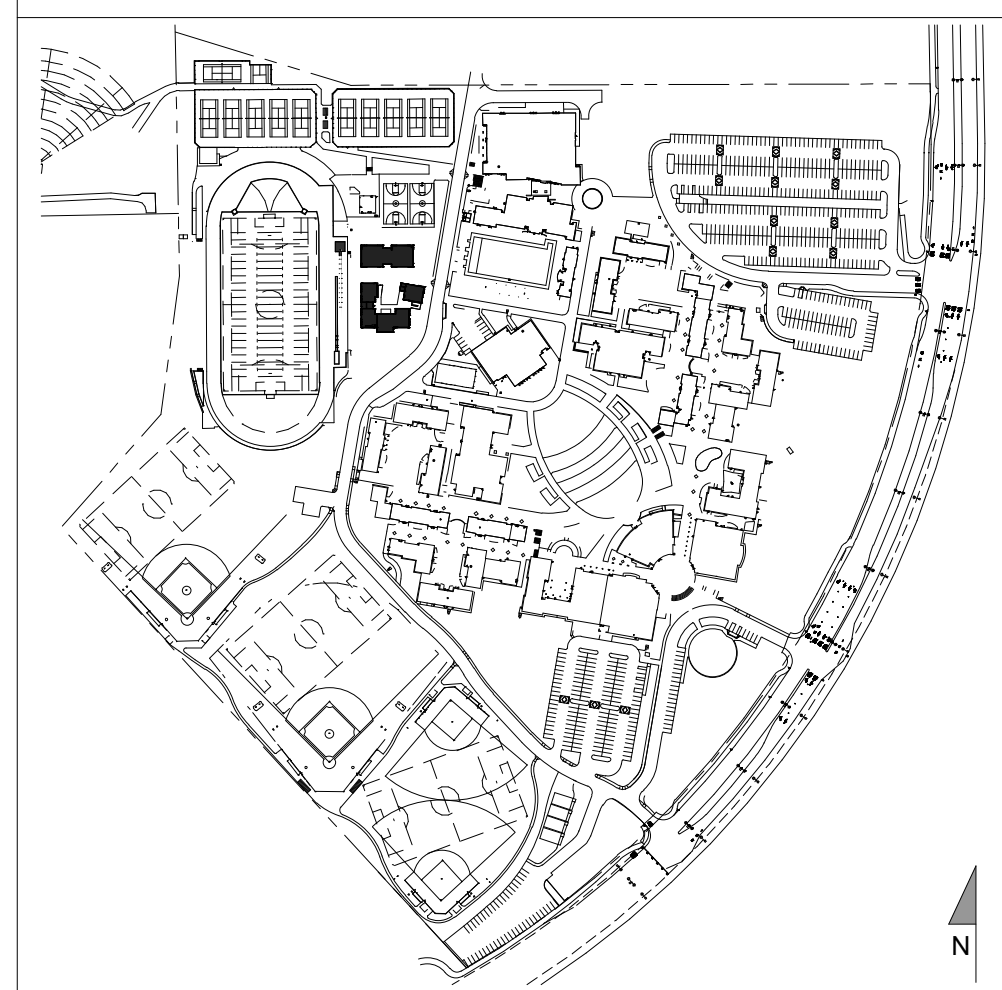
M-A2.1



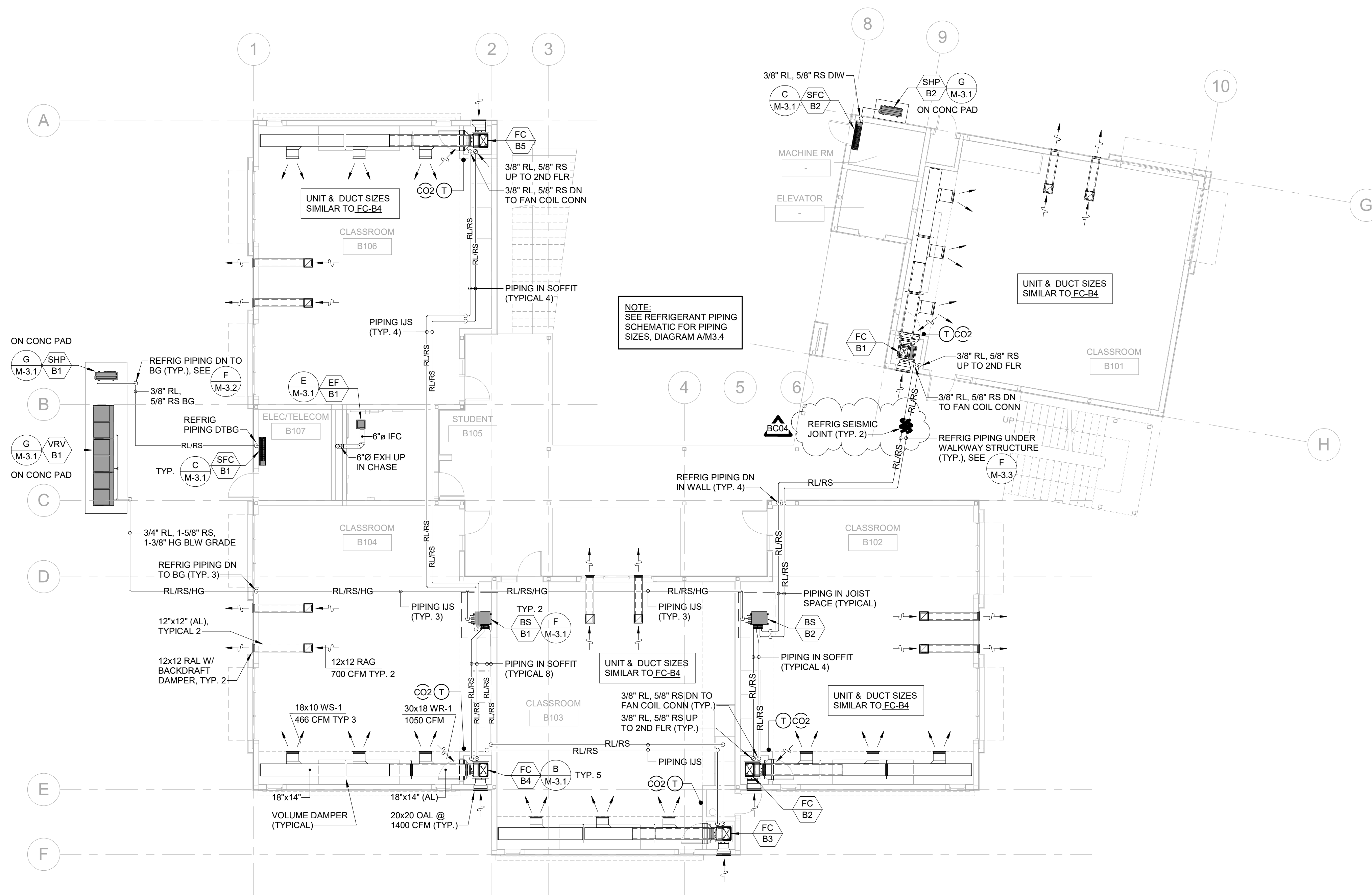
WALL TYPE LEGEND

S.S.D. FOR WOOD FRAMING SIZES
 ——— WOOD FRAMED WALL - NON RATED, SAD
 - - - - - WOOD FRAMED - 1 HOUR RATED, SAD

KEYPLAN



6/1/2021 7:18:15 PM C:\Users\msnyann\Documents\20054-Heritage HS CR - RVT21_mcrutcher@costaengineers.com.rvt

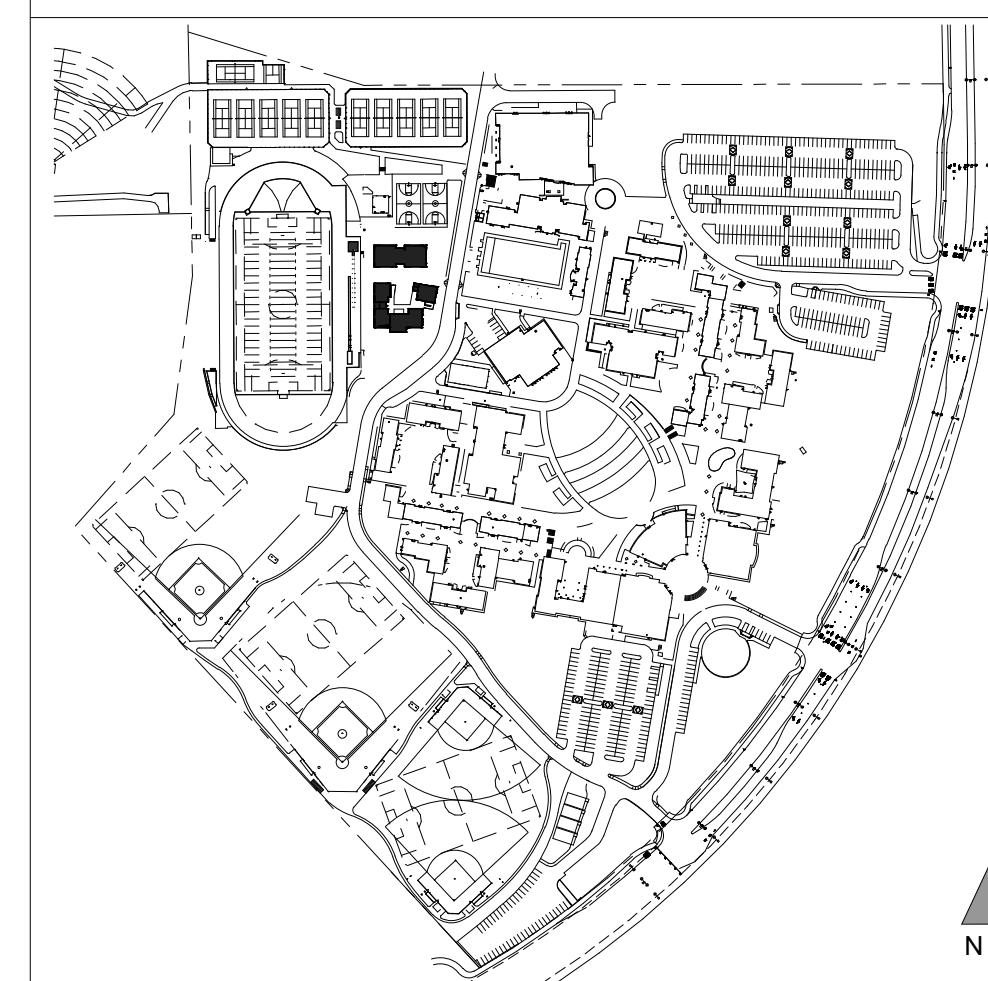


NOTE:
SEE REFRIGERANT PIPING
SCHEMATIC FOR PIPING
SIZES, DIAGRAM AM3.4

WALL TYPE LEGEND

S.S.D. FOR WOOD FRAMING SIZES
 ——— WOOD FRAMED WALL - NON RATED, SAD
 - - - - - WOOD FRAMED - 1 HOUR RATED, SAD

KEYPLAN



**QUATTROCCHI KWOK
ARCHITECTS**
Main:
636 Fifth Street, Santa Rosa, CA 95404
East Bay:
55 Harrison Street, Suite 525,
Oakland, CA 94607
(707) 576-0829

COSTA ENGINEERS INC.
3274 Villa Lane, Santa Rosa, CA 95405 ph: 707-533-8177 fax: 707-533-8473

**HERITAGE HIGH
SCHOOL**

**NEW CLASSROOM
BUILDINGS
INCREMENT 2 OF 2**
101 AMERICAN AVENUE,
BRENTWOOD, CA 94513

**LIBERTY UNION HIGH
SCHOOL DISTRICT**

NO.	DATE	DESCRIPTION
BC-04	6/2/21	BID CLARIFICATION

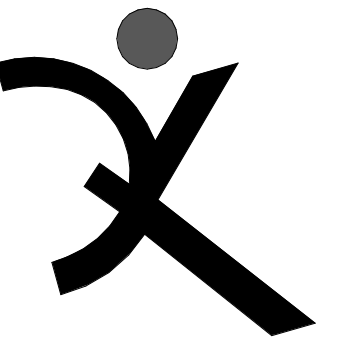
DSA APP NO. 01-119268
 ARCH PROJECT NO. 1870.00
 DRAWN BY: MQ / MC.
 DRAWING SCALE: 1/8" = 1'-0"
 PTN: 61721-77 FILE NO: 7-H4

BID SET
 MAY 10, 2021
 SHEET TITLE

**BLDG B
1ST FLOOR
MECH PLAN**


SHEET NUMBER BC-04

M-B2.1




QUATTROCCHI KWOK ARCHITECTS

Main:
636 Fifth Street, Santa Rosa, CA 95404
East Bay:
55 Harrison Street, Suite 525,
Oakland, CA 94607
(707) 576-0829



COSTA ENGINEERS INC.

3274 Villa Lane, Suite 200, CA 94508 ph: 925-252-9177 fax: 925-252-9473



HERITAGE HIGH SCHOOL

NEW CLASSROOM BUILDINGS
INCREMENT 2 OF 2

101 AMERICAN AVENUE,
BRENTWOOD, CA 94513

LIBERTY UNION HIGH SCHOOL DISTRICT

BC 04	6/2/21	BID CLARIFICATION

DSA APP NO. 01-119268

ARCH PROJECT NO. 1870.00

DRAWN BY: MC

DRAWING SCALE: 1/4" = 1'-0"

PTN: 61721-77 FILE NO: 7-H4

BID SET

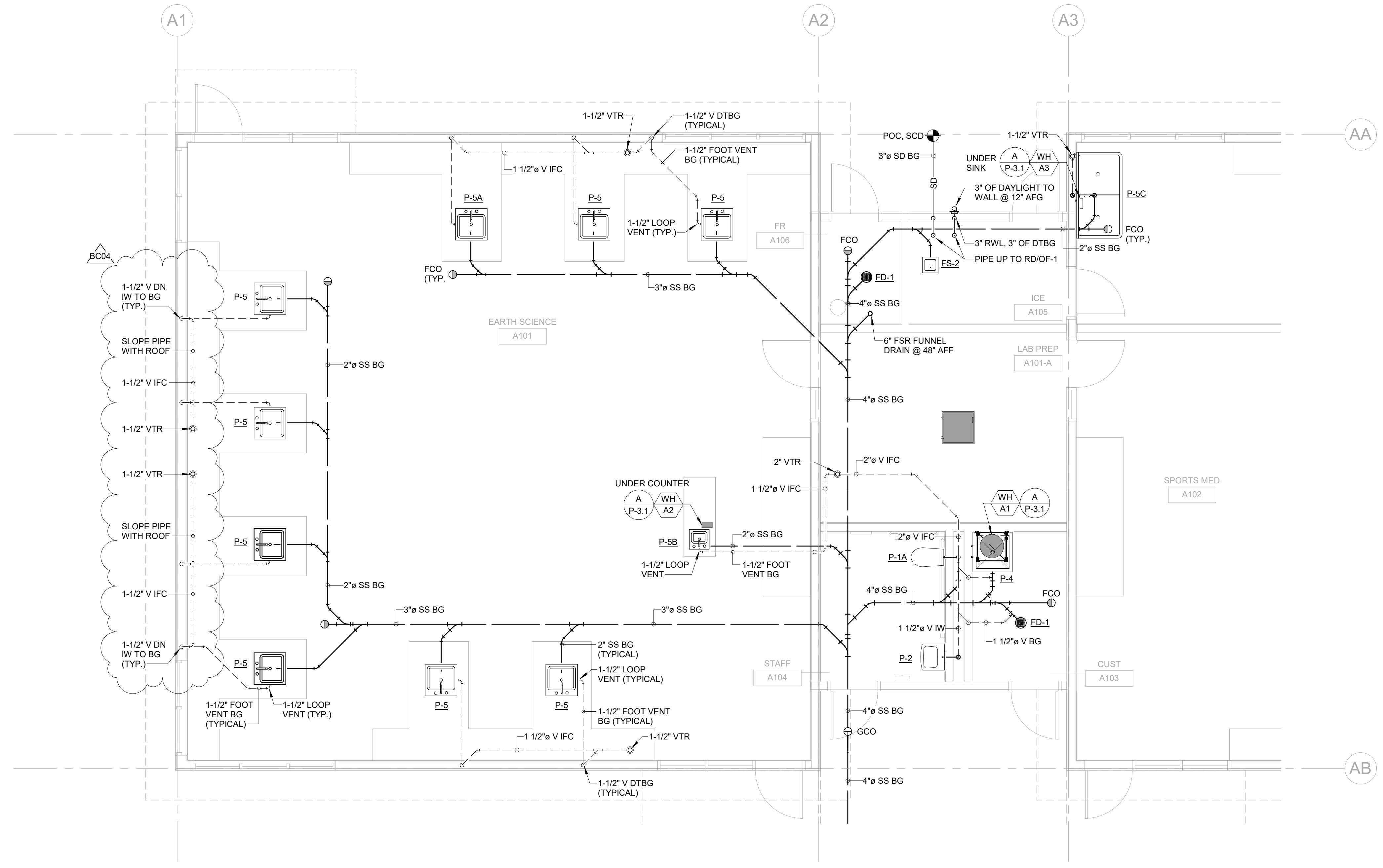
MAY 10, 2021

SHEET TITLE

**BLDG A
ENLARGED
WASTE & VENT
PLANS**

SHEET NUMBER BC-04

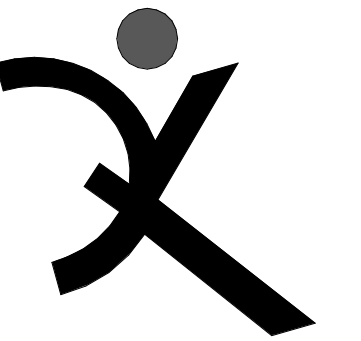
P-A2.2



1 ENLARGED PARTIAL PLAN - WASTE & VENT

1/4" = 1'-0"

6/1/2021 7:18:20 PM C:\Users\maryann\Documents\20054 Heritage HS CR - RVT21_mcrutcher@costaengineers.com.rvt



QUATTROCCHI KWOK ARCHITECTS

Main:
636 Fifth Street, Santa Rosa, CA 95404
East Bay:
55 Harrison Street, Suite 525,
Oakland, CA 94607
(707) 576-0829



COSTA ENGINEERS INC.

3274 Villa Lane, Suite 200, CA 94588 ph: 925-252-9177 fax: 925-252-9473



HERITAGE HIGH SCHOOL

NEW CLASSROOM BUILDINGS
INCREMENT 2 OF 2

101 AMERICAN AVENUE,
BRENTWOOD, CA 94513

LIBERTY UNION HIGH SCHOOL DISTRICT

BC 04	6/2/21	BID CLARIFICATION

DSA APP NO. 01-119268

ARCH PROJECT NO. 1870.00

DRAWN BY: MC

DRAWING SCALE: 1/4" = 1'-0"

PTN: 61721-77 FILE NO: 7-H4

BID SET

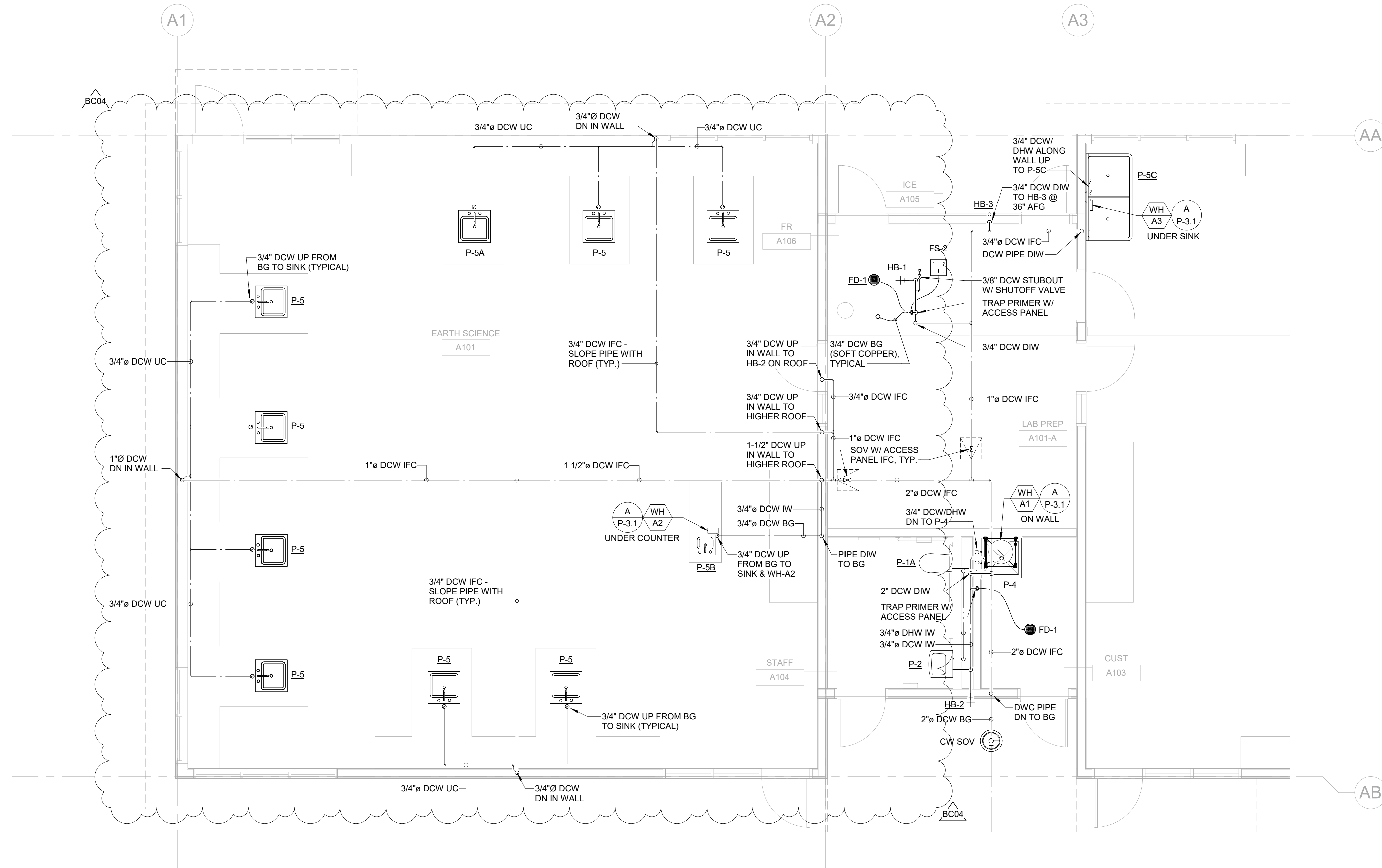
MAY 10, 2021

SHEET TITLE

BLDG A
ENLARGED
WATER PLANS

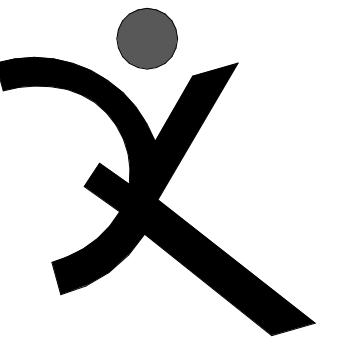
SHEET NUMBER BC-04

P-A2.3




1 ENLARGED PARTIAL PLAN - WATER

1/4" = 1'-0"



QUATTROCCHI KWOK
ARCHITECTS
Main:
636 Fifth Street, Santa Rosa, CA 95404
East Bay:
55 Harrison Street, Suite 525,
Oakland, CA 94607
(707) 576-0829



COSTA ENGINEERS INC.
3274 Villa Lane, Suite 200, CA 94588 ph: 925-252-9177 fax: 925-252-4473



HERITAGE HIGH SCHOOL

**NEW CLASSROOM BUILDINGS
INCREMENT 2 OF 2**

101 AMERICAN AVENUE,
BRENTWOOD, CA 94513

LIBERTY UNION HIGH SCHOOL DISTRICT

BC 04	6/2/21	BID CLARIFICATION

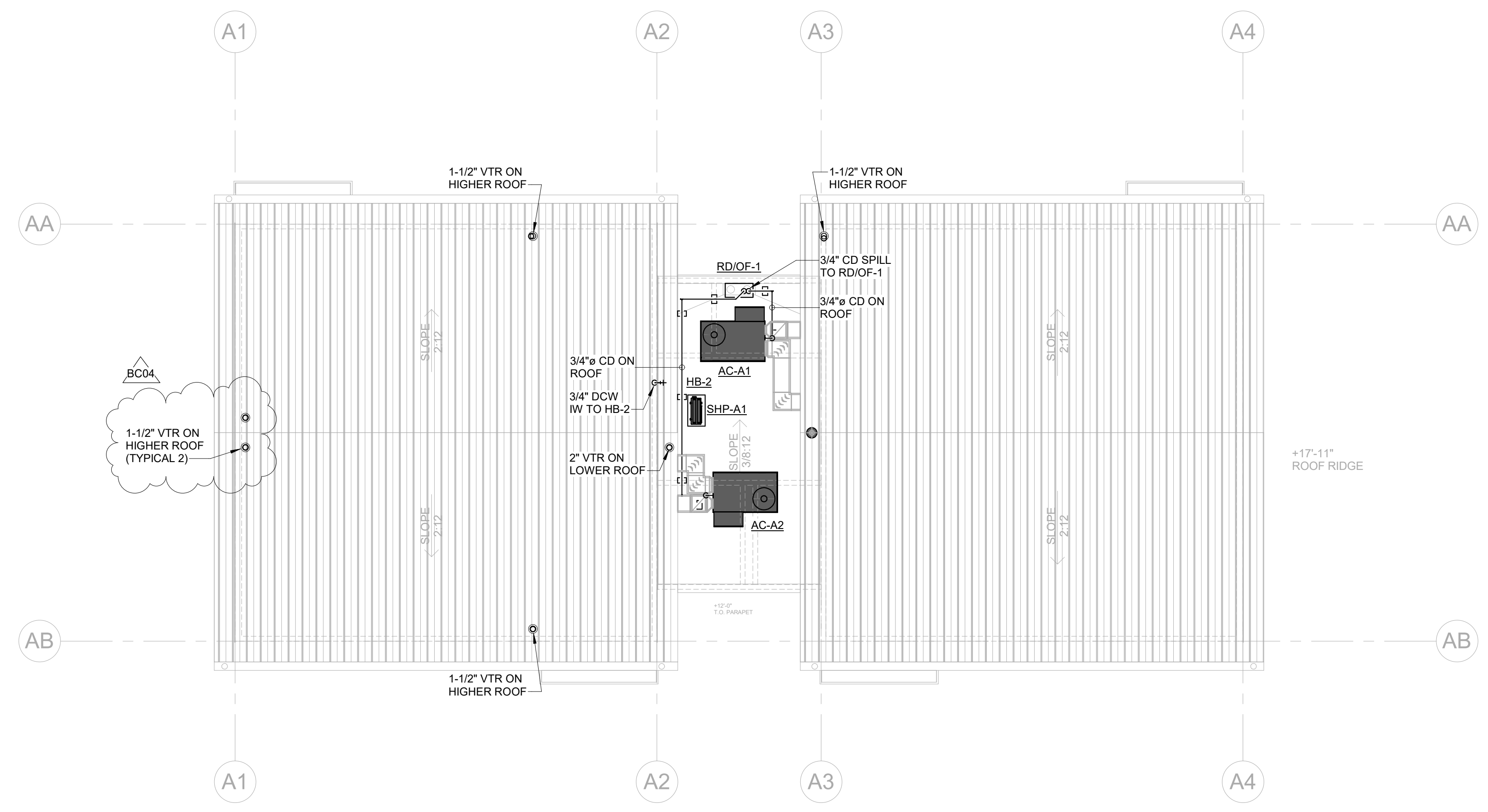
DSA APP NO. 01-119268
ARCH PROJECT NO. 1870.00
DRAWN BY: MC
DRAWING SCALE: 1/8" = 1'-0"
PTN: 61721-77 FILE NO: 7-H4

BID SET
MAY 10, 2021

**BLDG A
ROOF PLBG
PLAN**

SHEET NUMBER BC-04

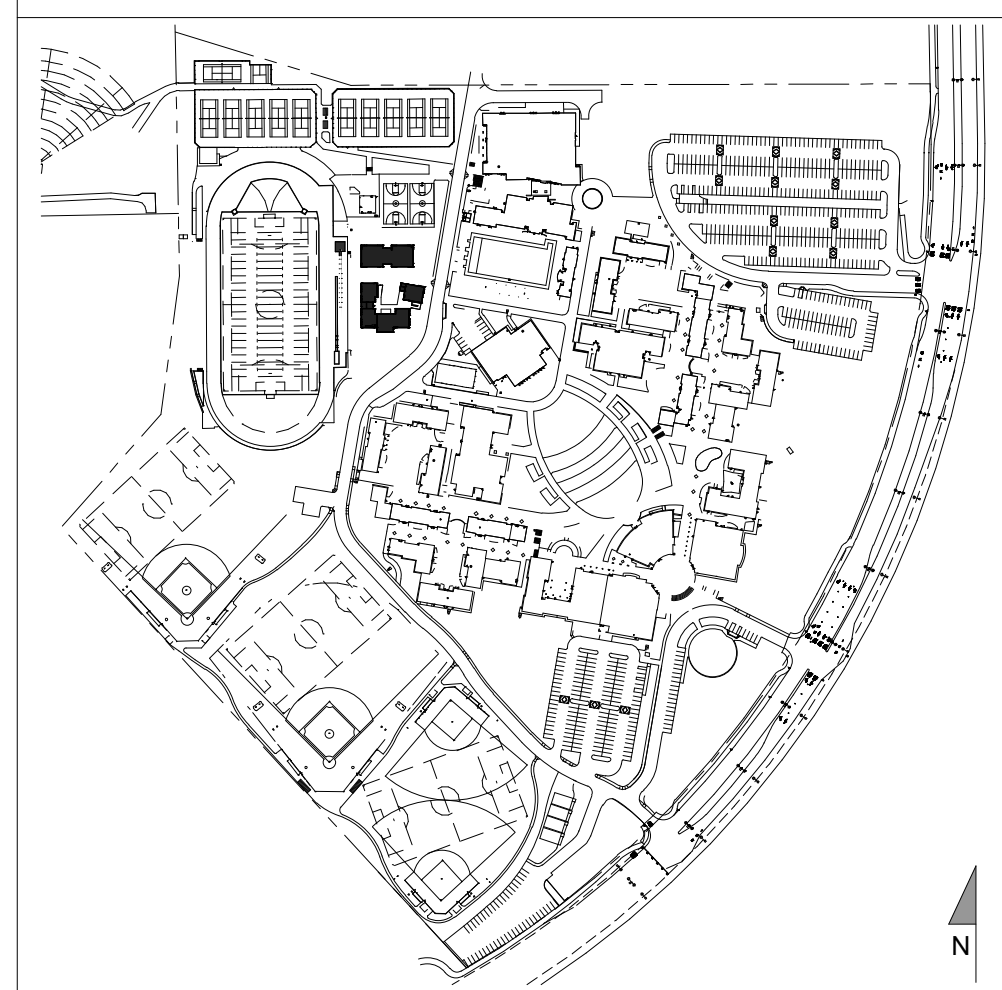
P-A4.1

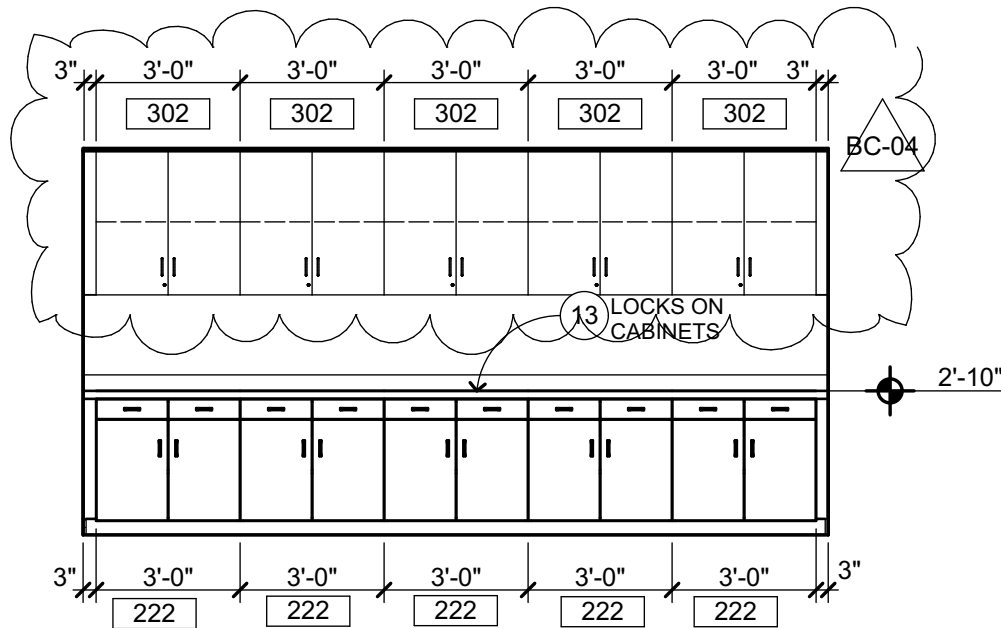


WALL TYPE LEGEND

S.S.D. FOR WOOD FRAMING SIZES
 ——— WOOD FRAMED WALL - NON RATED, SAD
 - - - - - WOOD FRAMED - 1 HOUR RATED, SAD

KEYPLAN





SOUTH

SHARED OFFICE **A101-A**

1/4" = 1'-0" **A-A7.3**



Date: 06/03/2021




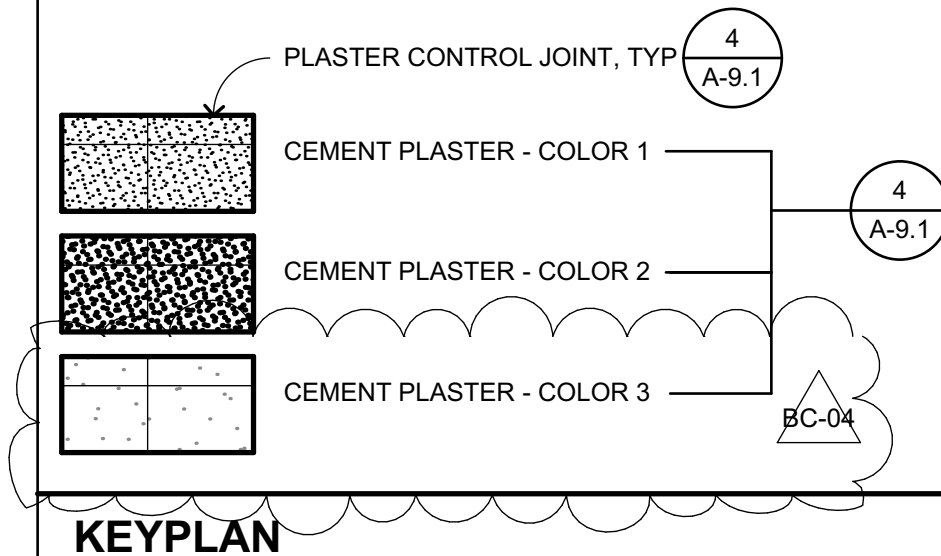
**HERITAGE HIGH SCHOOL
NEW CLASSROOM BUILDINGS**

SCALE: 1/4" = 1'-0"
DATE: June 3, 2021
REFERENCE DRAWING: A-A7.3

QKA JOB #:1870.00
DSA APP. #:01-119268
DSA FILE #:7-H4

BC 04.1

EXTERIOR ELEVATION LEGEND



Date: 06/03/2021



HERITAGE HIGH SCHOOL NEW CLASSROOM BUILDINGS

SCALE: N/A
DATE: June 3, 2021
REFERENCE DRAWING: ALL EXTERIOR ELEVATIONS

QKA JOB #:1870.00
DSA APP. #:01-119268
DSA FILE #:7-H4

BC 04.2